

Harmony XB6E and XB6 plastic

Control and signaling units Ø 16

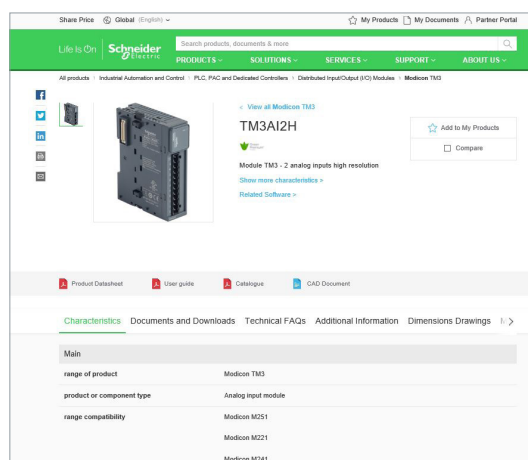
Quick access to product information

Get technical information about your product

References

Modicon TM3
I/O expansion modules for Modicon controllers
Analog I/O modules

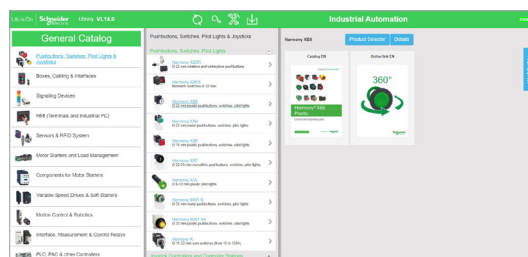
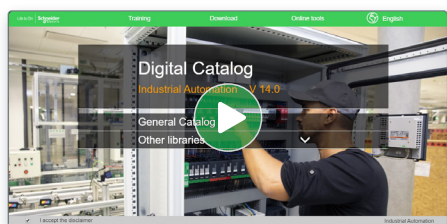
References	Modicon TM3 analog input modules	Input range	Resolution	Input terminal block (T)	Reference	Weight (kg)
2 voltage/current inputs	-10...+10 VDC 0...+10 VDC 0...20 mA / -20 mA	16 bits (0)	0.001	TM3AI01	0.150	
		16 bits (+ sign)	0.002	TM3AI02	0.150	
4 voltage/current inputs	-10...+10 VDC 0...+10 VDC 0...20 mA / -20 mA	12 bits (0)	0.001	TM3AI04	0.200	
		11 bits (+ sign)	0.010 (0)	TM3AI05	0.200	
4 voltage/current or temperature inputs (I, K, R, S, E, T, N, E, C)	-10...+10 VDC 0...+10 VDC 0...20 mA / -20 mA	16 bits (0)	0.001	TM3AI08	0.200	
		16 bits (+ sign)	0.010 (0)	TM3AI09	0.200	
4 differential temperature inputs (I, K, R, S, E, T, N, E, C)	-10...+10 VDC 0...+10 VDC 0...20 mA / -20 mA	16 bits (0)	0.001	TM3AI10	0.200	
		16 bits (+ sign)	0.010 (0)	TM3AI11	0.200	



Each commercial reference presented in a catalog contains a hyperlink. Click on it to obtain the technical information of the product:

- Characteristics, Dimensions and drawings, Mounting and clearance, Connections and schemas, Performance curves
- Product image, Instruction sheet, User guide, Product certifications, End of life manual

Find your catalog



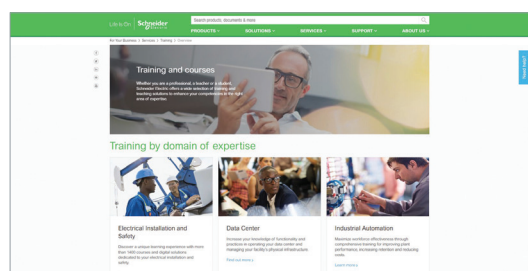
- > With just 3 clicks, you can access the Industrial Automation and Control catalogs, in both English and French
- > Consult digital automation catalogs at [Digi-Cat Online](#)

- Up-to-date catalogs
- Embedded product selectors, 360° pictures
- Optimized search by commercial references

Select your training



- > Find the right [Training](#) for your needs on our Global website
- > Locate the training center with the selector tool, using this [link](#)



Life Is On

Schneider Electric



Harmony

Discover **Harmony**

Advanced operator interface and industrial relays

Harmony operator interface and industrial relays enhance operational efficiency and equipment availability across industrial and building applications. **Harmony** includes intelligent connected products and edge terminals that visualize, gather and process data, enabling informed operator decisions

Explore our offer

- **Harmony** Push Buttons and Switches
- **Harmony** HMI Operator Terminals, IPC and EdgeBox
- **Harmony** Signaling Devices
- **Harmony** Electrical Relays
- **Harmony** Safety

Life Is **On**

Schneider
Electric

General contents

Harmony® XB6E and Harmony® XB6, control and signaling units Ø 16 mm plastic

Selection guide page 4

Harmony XB6E monolithic, IP 65

■ General

- Presentation of range page 6
- Presentation of complete units page 7

■ References

- Pushbuttons, spring return, latching
 - Non illuminated, spring return page 10
 - Illuminated with integral LED, spring return page 12
 - Illuminated with integral LED, latching page 13
- Pilot lights
 - With integral LED page 11
- Emergency stop
 - Illuminated and non-illuminated page 13
- Selector switches
 - With standard handle and key switches page 14
- Accessories
 - Fast connector socket page 15
 - Labels for Emergency stop pushbuttons page 15

Harmony XB6 modular

■ General

- Presentation of range page 16
- Presentation of complete units page 18
- Presentation of sub-assemblies page 20

■ References

- Pushbuttons, spring return, latching
 - Illuminated with integral LED, spring return page 22
 - Illuminated with integral LED, latching page 24
 - Non illuminated, spring return page 26
 - Pilot lights
 - With integral LED page 25
 - Emergency stop
 - Non-illuminated page 28
 - Selector switches
 - With standard handle page 29
 - Illuminated page 31
 - Key switches page 33
 - Complete bodies
 - For pushbuttons and selector switches page 36
 - For pilot lights page 37
 - Separate contact blocks page 37
 - Accessories
 - Accessories for heads page 38
 - Legends and legend holders page 42
 - Accessories for pushbuttons and pilot lights page 45
- **Product reference index** page 46

Control and signaling units Ø 16 plastic

Pushbuttons, switches and pilot lights


Harmony XB6E monolithic, IP 65 and XB6 modular

Harmony® range of products with IP 65 degree of protection

Wide choice of compact products

The Harmony XB6E monolithic and XB6 modular range are used for a wide range of control and signaling products. Their reduced diameter (Ø 16 mm/0.630 in.) makes them suitable for installation on small machines and control panels. This range offers flexible and simple setup for complete products and separate components.

The Harmony XB6E range are available in the form of complete units and the XB6 range in the form of complete units or sub-assemblies. These range allow the end-user to choose the right product among wide range according to several criterias: the design (monolithic or modular), the connectors (solder tab, compatible with faston connection, pins for printed circuit board or fast connector socket), the heads (circular, square or rectangular heads) and the functions (switches, pushbuttons and pilot lights).



Contact functions

- > Pushbuttons with spring return
- > Selector switches and key switches, 2 or 3 positions
- > Mushroom head pushbuttons
- > Emergency stop pushbuttons

Signaling functions

- > Pilot lights with LED, 'Protected LED', neon and incandescent bulbs

Combined functions (Contact and Signaling)

- > Emergency stop pushbuttons
- > Pushbuttons with flush, spring return
- > Selector switches, 2 or 3 positions



Harmony XB6E, true color LED brightness

Control and signaling units Ø 16 plastic

Pushbuttons, switches and pilot lights

Harmony XB6E monolithic, IP 65 and XB6 modular

Harmony XB6	Harmony XB6E
<p>Available in the form of complete units or sub-assemblies</p> 	<p>Available in the form of complete units</p> 
<p>Illuminated and non-illuminated selector switches</p> 	<p>Non-illuminated selector switches</p> 
<p>Non-illuminated mushroom head Emergency stop pushbuttons</p> 	<p>Illuminated and non-illuminated Emergency stop pushbuttons</p> 

Optimized features of Harmony XB6E monolithic

True-color and high LED brightness

The Harmony XB6E range of illuminated units deliver super-bright, true-color LED light in six colors: Red, Yellow, Green, Orange, White and Blue. This high level of brightness gives a clear indication regarding status of the machine.

Emergency stop pushbuttons

The trigger action Emergency stop pushbuttons are both illuminated and non-illuminated with turn-to-release and pull-to-release mechanisms.

Accessories for a complete solution

The Harmony XB6E range offers wide range of accessories that makes it easy to build a complete controlling solution and meet the installation needs. The accessories include five fast connector sockets, emergency labels, protective shutters, a bezel tightening tool and a blanking plug.



Global and worldwide certified offer

Product type	Pilot lights	Pushbuttons, selector switches, and pilot lights			Biometric switches	Wireless and batteryless pushbuttons	Pushbuttons, selector switches, and pilot lights	Joystick controllers	Pushbuttons, selector switches, and pilot lights	Cam switches			
													
Description of range	<ul style="list-style-type: none"> LED pilot lights 	<ul style="list-style-type: none"> Pushbuttons Multiple-headed pushbuttons Emergency Stop pushbuttons Selector switches and key switches Illuminated pushbuttons Pilot lights Flush mounted pushbuttons, selector switches, and pilot lights (1) 			<ul style="list-style-type: none"> Fingerprint readers 24V $\overline{\text{DC}}$ Stand-alone biometric switches Stand-alone USB biometric switches USB biometric switches dedicated to Schneider HMI (2) 	<ul style="list-style-type: none"> Wireless and batteryless pushbuttons and rope pull switch Wireless receivers Harmony Hub 	<ul style="list-style-type: none"> Pushbuttons Emergency Stop and Emergency switching off pushbuttons Selector switches and key switches Illuminated pushbuttons Pilot lights 	<ul style="list-style-type: none"> 2- or 4-direction Stay put or spring return 	<ul style="list-style-type: none"> Pushbuttons Emergency Stop pushbuttons Selector switches and key switches Illuminated pushbuttons Pilot lights 	<ul style="list-style-type: none"> Switches Stepping switches Reversing and changeover switches Ammeter switches Voltmeter switches Reversing switches Star-delta and reversing star-delta switches Pole change switches 			
Features	Products	Monolithic, compact, low consumption			Monolithic	Ready-to-use packs (3) and "components" range	Monolithic	Complete units or sub-assemblies (body + head with lever)		Complete units or sub-assemblies (body + head)	Complete units or sub-assemblies (body + front panel+ head)		
	Bezel	Double insulated	Double insulated (4)	Metal, chromium plated, or black	Double insulated	Double insulated, dark gray	Metal, chromium plated, or double insulated, black	Double insulated, dark gray (or white for pilot lights)	Metal, chromium plated	Double insulated, black	Metal, chromium plated, or double insulated, black		
	Shape of head	Circular	Circular, square, or rectangular	Circular	Circular	–	Transmitter with circular head	Circular	Circular	Hexagonal	Square		
Drilling or cut-out for fixing		$\varnothing 8$ mm and $\varnothing 12$ mm/0.315 in. and 0.472 in.	$\varnothing 16$ mm/0.630 in.	$\varnothing 22$ mm/0.866 in. $\varnothing 30$ mm/1.181 in. (for flush mounted control and signaling units)	$\varnothing 22$ mm/0.866 in.	$\varnothing 22$ mm/0.866 in.				$\varnothing 30$ mm/1.181 in.	$\varnothing 16$ or $\varnothing 22$ mm/0.630 or 0.866 in.: series K10 $\varnothing 22$ mm/0.866 in. and multifixing: series K1/K2 4 holes, 48 or 68 centers: series K30...K150		
Degree of protection	Conforming to IEC 60529	IP40 IP65 with seal	IP65	IP66, IP67, IP69, and IP69K	IP65 (control button)	IP65	IP65 (control buttons and pilot lights) IP54 (Emergency switching off pushbuttons)	IP65	IP66	IP65	IP66	IP65: series K10 IP40, IP65 with seal: series K1/K2 IP40: series K30...K150	
	Conforming to UL 508 and CSA C22-2 No. 14	–	Enclosure type 4, 4X, and 13		Enclosure type 12	Enclosure type 12	Enclosure type 3 (pushbuttons and Emergency stop) and 4 (pilot lights)	Enclosure type 4, 4X and 13		Enclosure type 4 and 13 (9001K) Enclosure type 4, 4X, 13 (9001SK)		–	
Cabling		Tags for 2.8 x 0.5 mm/0.110 x 0.020 in. connectors or threaded connector	Faston connectors Solder pins for printed circuit boards (4) Fast connector socket (5)	Spring clamp terminal connections Screw clamp terminal connections Faston connectors Connector with adapter for printed circuit board	Cable or connectors	Wireless (transmitter) Through cable (receiver)	Screw and captive clamp terminal connections Faston clip connections (pilot lights)	Screw and captive clamp terminal connections					
Mounting	Panel thickness	1...8 mm/0.039...0.315 in.	1...6 mm/0.039...0.236 in.				1...6 mm/0.039...0.236 in.				0.5...6 mm/0.020...0.236 in. (depending on model)		
Type references		XVLA	XB6, XB6E	XB4	XB5	XB5S	XB5R, XB4R	XB7	XD4PA	XD2GA	XD5PA	9001K, 9001SK	K10, K1, K2, K30, K50, K63, K115, K150

(1) Flush mounted control and signaling units are available for Harmony XB4 and XB5 ranges only.
 (2) Compatible with Harmony iPC, STU, OT, GXO, GT (except GT1000 series), GK, GH, and GTO models.
 (3) Wireless and batteryless pushbutton and receiver ready-paired at the factory.

(4) For Harmony XB6 only.
 (5) For Harmony XB6E only.

Control and signaling units Ø 16 plastic

Harmony XB6E monolithic, IP 65
Pushbuttons, switches, and pilot lights

Presentation

The Harmony XB6E Ø 16 mm/0.630 in. range features compact products that are suitable for installation on small machines and control panels. They are well suited to applications where less space is available for mounting. This range comes with good color purity and offers the advantage of LED brightness.

- This range includes:
 - Pushbuttons, selector/key switches, Emergency stop trigger action pushbuttons for Start/Stop control of machines and installations, adjustment, and parametering (contact functions),
 - Pilot lights for visual signaling (signaling functions)
 - Illuminated pushbuttons and Emergency stop pushbuttons for control and signaling (contact functions and signaling functions)
 - Fast connector sockets with push-in technology
- This Ø 16 mm/0.630 in. monolithic range offers 3 different head shape options (circular, square, and rectangular), each available in 6 colors.
- These products are shown on the following pages in the form of complete units.
- The pushbutton and switch control offer (illuminated and non-illuminated) comprises:
 - Unmarked flush, latching, spring return pushbuttons
 - Ø 32 mm/1.260 in. Emergency stop trigger action pushbuttons
 - Selector switches with standard handle
 - Key switches
 - Various accessories
- The pilot light signaling offer includes pilot lights with integral LED.

Installation

- Harmony XB6E products are both simple and quick to install:
 - Mounting by single installer (self-maintaining head in its cut-out)
 - Clip-together component system (head, body, contact blocks, and LED)
- Type of connection: Faston connector and fast connector socket.

Environment

The performance features of the XB6E range meet the following specifications:

- Degree of protection:
 - IP 65 conforming to standard IEC 60529. The IP 65 standard offers complete protection against solid particles, and a good level of protection against water.
- International standards:
 - For the entire range: EN/IEC 60947-1, EN/IEC 60947-5-1, EN/IEC 60947-5-5, UL 508, CSA C22-2 no. 14
 - For Emergency stop pushbuttons: EN/IEC 60947-5-5
- Product certifications:
 - For Emergency stop pushbuttons: UR, CCC
 - For other products: cURus, CCC

For more technical information, please visit our website www.se.com.

Control and signaling units Ø 16 plastic

Harmony XB6E monolithic, IP 65
Pushbuttons, switches, and pilot lights

Description

The Ø 16 mm/0.630 in. range of control and signaling units comprises complete double insulated units.

Functions

Contact functions

Pushbuttons, flush, spring return



Shape of head	Circular	Square	Rectangular
Degree of protection	IP 65	IP 65	IP 65
Color	White, orange, green, red, yellow and blue	White, orange, green, red, yellow and blue	White, orange, green, red, yellow and blue
Reference	XB6EAA●●P	XB6ECA●●P	XB6EDA●●P
Pages	10	10	10

Selector switches with standard handle, 2 or 3-position



Shape of head	Circular	Square	Rectangular
Degree of protection	IP 65	IP 65	IP 65
Reference	XB6EAD●●P	XB6ECD●●P	XB6EDD●●P
Pages	14	14	14

Key switches, 2 or 3-position



Shape of head	Circular	Square	Rectangular
Degree of protection	IP 65	IP 65	IP 65
Reference	XB6EAG●●P	XB6ECG●●P	XB6EDG●●P
Pages	14	14	14

Control and signaling units Ø 16 plastic

Harmony XB6E monolithic, IP 65
Pushbuttons, switches, and pilot lights

Functions (continued)

Contact functions (continued)

Emergency stop pushbuttons, turn to release and pull to release



Shape of head	Circular, Ø 32 mm/1.260 in.
Degree of protection	IP 65
Color	Red
Reference	XB6ETN521P
Page	13

Signaling functions

Pilot lights



	Circular	Square	Rectangular
Shape of head	Circular	Square	Rectangular
Degree of protection	IP 65	IP 65	IP 65
LED	Integral LED, 12 or 24 V ~ polarized	Integral LED, 12 or 24 V ~ polarized	Integral LED, 12 or 24 V ~ polarized
Color	White, green, red, yellow, blue and orange	White, green, red, yellow, blue and orange	White, green, red, yellow, blue and orange
Reference	XB6EAV●●P	XB6ECV●●P	XB6EDV●●P
Pages	11	11	11

Control and signaling units Ø 16 plastic

Harmony XB6E monolithic, IP 65
Pushbuttons, switches, and pilot lights

Functions (continued)

Combined functions: contact and signaling

Illuminated pushbuttons, flush, spring return



Shape of head	Circular	Square	Rectangular
Degree of protection	IP 65	IP 65	IP 65
LED	Integral LED, 12 or 24 V $\overline{\text{---}}$ polarized	Integral LED, 12 or 24 V $\overline{\text{---}}$ polarized	Integral LED, 12 or 24 V $\overline{\text{---}}$ polarized
Color	White, green, red, yellow, blue and orange	White, green, red, yellow, blue and orange	White, green, red, yellow, blue and orange
Reference	XB6EAW●●P	XB6ECW●●P	XB6EDW●●P
Pages	12	12	12

Illuminated pushbuttons, flush, latching



Shape of head	Circular	Square	Rectangular
Degree of protection	IP 65	IP 65	IP 65
LED	Integral LED, 12 or 24 V $\overline{\text{---}}$ polarized	Integral LED, 12 or 24 V $\overline{\text{---}}$ polarized	Integral LED, 12 or 24 V $\overline{\text{---}}$ polarized
Color	White, green, red, yellow, blue and orange	White, green, red, yellow, blue and orange	White, green, red, yellow, blue and orange
Reference	XB6EAF●●P	XB6ECF●●P	XB6EDF●●P
Pages	13	13	13

Illuminated Emergency stop pushbuttons, turn to release and pull to release







Shape of head	Circular, Ø 32 mm/1.260 in.
Degree of protection	IP 65
LED	Integral LED, 12 or 24 V $\overline{\text{---}}$ polarized
Color	Red
Reference	XB6ETI●●●P
Page	13

Control and signaling units Ø 16 plastic

Harmony XB6E monolithic, IP 65
Pushbuttons, switches, and pilot lights

Pushbuttons, flush, spring return

Sold in lots of 5

Shape of head	Type of contacts	Color	Unit reference	Weight kg/lb	
	 CO				
Circular 	1	White	XB6EAA11P	0.006/0.013	
		Black	XB6EAA21P	0.006/0.013	
		Green	XB6EAA31P	0.006/0.013	
		Red	XB6EAA41P	0.006/0.013	
		Yellow	XB6EAA51P	0.006/0.013	
		Blue	XB6EAA61P	0.006/0.013	
		2	White	XB6EAA12P	0.006/0.013
	Black		XB6EAA22P	0.006/0.013	
	Green		XB6EAA32P	0.006/0.013	
	Red		XB6EAA42P	0.006/0.013	
	Yellow		XB6EAA52P	0.006/0.013	
	Blue		XB6EAA62P	0.006/0.013	
	Square 		1	White	XB6ECA11P
		Black		XB6ECA21P	0.006/0.013
Green		XB6ECA31P		0.006/0.013	
Red		XB6ECA41P		0.006/0.013	
Yellow		XB6ECA51P		0.006/0.013	
Blue		XB6ECA61P		0.006/0.013	
2		White		XB6ECA12P	0.006/0.013
		Black	XB6ECA22P	0.006/0.013	
		Green	XB6ECA32P	0.006/0.013	
		Red	XB6ECA42P	0.006/0.013	
		Yellow	XB6ECA52P	0.006/0.013	
		Blue	XB6ECA62P	0.006/0.013	
		Rectangular 	1	White	XB6EDA11P
Black				XB6EDA21P	0.006/0.013
Green	XB6EDA31P			0.006/0.013	
Red	XB6EDA41P			0.006/0.013	
Yellow	XB6EDA51P			0.006/0.013	
Blue	XB6EDA61P			0.006/0.013	
2	White			XB6EDA12P	0.006/0.013
	Black		XB6EDA22P	0.006/0.013	
	Green		XB6EDA32P	0.006/0.013	
	Red		XB6EDA42P	0.006/0.013	
	Yellow		XB6EDA52P	0.006/0.013	
	Blue		XB6EDA62P	0.006/0.013	



XB6EAA31P



XB6ECA51P



XB6EDA61P

Control and signaling units Ø 16 plastic

Harmony XB6E monolithic, IP 65
Pushbuttons, switches, and pilot lights



XB6EAV8JP





XB6ECV6JP



XB6EDV1JP

Pilots lights with 12 or 24 V $\overline{\text{---}}$ polarized integral LED

Sold in lots of 5





Shape of head	Color	Unit reference		Weight kg/lb
		With 12 V $\overline{\text{---}}$ LED	With 24 V $\overline{\text{---}}$ LED	
Circular 	White	XB6EAV1JP	XB6EAV1BP	0.006/0.013
	Green	XB6EAV3JP	XB6EAV3BP	0.006/0.013
	Red	XB6EAV4JP	XB6EAV4BP	0.006/0.013
	Yellow	XB6EAV5JP	XB6EAV5BP	0.006/0.013
	Blue	XB6EAV6JP	XB6EAV6BP	0.006/0.013
	Orange	XB6EAV8JP	XB6EAV8BP	0.006/0.013
Square 	White	XB6ECV1JP	XB6ECV1BP	0.006/0.013
	Green	XB6ECV3JP	XB6ECV3BP	0.006/0.013
	Red	XB6ECV4JP	XB6ECV4BP	0.006/0.013
	Yellow	XB6ECV5JP	XB6ECV5BP	0.006/0.013
	Blue	XB6ECV6JP	XB6ECV6BP	0.006/0.013
	Orange	XB6ECV8JP	XB6ECV8BP	0.006/0.013
Rectangular 	White	XB6EDV1JP	XB6EDV1BP	0.006/0.013
	Green	XB6EDV3JP	XB6EDV3BP	0.006/0.013
	Red	XB6EDV4JP	XB6EDV4BP	0.006/0.013
	Yellow	XB6EDV5JP	XB6EDV5BP	0.006/0.013
	Blue	XB6EDV6JP	XB6EDV6BP	0.006/0.013
	Orange	XB6EDV8JP	XB6EDV8BP	0.006/0.013

Control and signaling units Ø 16 plastic

Harmony XB6E monolithic, IP 65
Pushbuttons, switches, and pilot lights

Illuminated pushbuttons, flush, spring return, with 12 or 24 V $\bar{\text{---}}$ polarized integral LED

Sold in lots of 5

Shape of head	Type of contacts  CO	Color	Unit reference		Weight kg/lb
			With 12 V $\bar{\text{---}}$ LED	With 24 V $\bar{\text{---}}$ LED	
Circular 	1	White	XB6EAW1J1P	XB6EAW1B1P	0.006/0.013
		Green	XB6EAW3J1P	XB6EAW3B1P	0.006/0.013
		Red	XB6EAW4J1P	XB6EAW4B1P	0.006/0.013
		Yellow	XB6EAW5J1P	XB6EAW5B1P	0.006/0.013
		Blue	XB6EAW6J1P	XB6EAW6B1P	0.006/0.013
		Orange	XB6EAW8J1P	XB6EAW8B1P	0.006/0.013
	2	White	XB6EAW1J2P	XB6EAW1B2P	0.006/0.013
		Green	XB6EAW3J2P	XB6EAW3B2P	0.006/0.013
		Red	XB6EAW4J2P	XB6EAW4B2P	0.006/0.013
		Yellow	XB6EAW5J2P	XB6EAW5B2P	0.006/0.013
		Blue	XB6EAW6J2P	XB6EAW6B2P	0.006/0.013
		Orange	XB6EAW8J2P	XB6EAW8B2P	0.006/0.013
Square 	1	White	XB6ECW1J1P	XB6ECW1B1P	0.006/0.013
		Green	XB6ECW3J1P	XB6ECW3B1P	0.006/0.013
		Red	XB6ECW4J1P	XB6ECW4B1P	0.006/0.013
		Yellow	XB6ECW5J1P	XB6ECW5B1P	0.006/0.013
		Blue	XB6ECW6J1P	XB6ECW6B1P	0.006/0.013
		Orange	XB6ECW8J1P	XB6ECW8B1P	0.006/0.013
	2	White	XB6ECW1J2P	XB6ECW1B2P	0.006/0.013
		Green	XB6ECW3J2P	XB6ECW3B2P	0.006/0.013
		Red	XB6ECW4J2P	XB6ECW4B2P	0.006/0.013
		Yellow	XB6ECW5J2P	XB6ECW5B2P	0.006/0.013
		Blue	XB6ECW6J2P	XB6ECW6B2P	0.006/0.013
		Orange	XB6ECW8J2P	XB6ECW8B2P	0.006/0.013
Rectangular 	1	White	XB6EDW1J1P	XB6EDW1B1P	0.006/0.013
		Green	XB6EDW3J1P	XB6EDW3B1P	0.006/0.013
		Red	XB6EDW4J1P	XB6EDW4B1P	0.006/0.013
		Yellow	XB6EDW5J1P	XB6EDW5B1P	0.006/0.013
		Blue	XB6EDW6J1P	XB6EDW6B1P	0.006/0.013
		Orange	XB6EDW8J1P	XB6EDW8B1P	0.006/0.013
	2	White	XB6EDW1J2P	XB6EDW1B2P	0.006/0.013
		Green	XB6EDW3J2P	XB6EDW3B2P	0.006/0.013
		Red	XB6EDW4J2P	XB6EDW4B2P	0.006/0.013
		Yellow	XB6EDW5J2P	XB6EDW5B2P	0.006/0.013
		Blue	XB6EDW6J2P	XB6EDW6B2P	0.006/0.013
		Orange	XB6EDW8J2P	XB6EDW8B2P	0.006/0.013



XB6EAW8J1P



XB6ECW5J1P



XB6EDW3J1P

Control and signaling units Ø 16 plastic

Harmony XB6E monolithic, IP 65
Pushbuttons, switches, and pilot lights



XB6EAF1J1P



XB6ECF4J1P



XB6EDF5J1P



XB6ETI522P



XB6ETN521P

Illuminated pushbuttons, flush, latching, with 12 or 24 V $\overline{\text{---}}$ polarized integral LED

Sold in lots of 5

Shape of head	Type of contacts	Color	Unit reference		Weight kg/lb	
			With 12 V $\overline{\text{---}}$ LED	With 24 V $\overline{\text{---}}$ LED		
Circular 	 CO 1	White	XB6EAF1J1P	XB6EAF1B1P	0.006/0.013	
		Green	XB6EAF3J1P	XB6EAF3B1P	0.006/0.013	
		Red	XB6EAF4J1P	XB6EAF4B1P	0.006/0.013	
		Yellow	XB6EAF5J1P	XB6EAF5B1P	0.006/0.013	
		Blue	XB6EAF6J1P	XB6EAF6B1P	0.006/0.013	
		Orange	XB6EAF8J1P	XB6EAF8B1P	0.006/0.013	
	2	White	XB6EAF1J2P	XB6EAF1B2P	0.006/0.013	
		Green	XB6EAF3J2P	XB6EAF3B2P	0.006/0.013	
		Red	XB6EAF4J2P	XB6EAF4B2P	0.006/0.013	
		Yellow	XB6EAF5J2P	XB6EAF5B2P	0.006/0.013	
		Blue	XB6EAF6J2P	XB6EAF6B2P	0.006/0.013	
		Orange	XB6EAF8J2P	XB6EAF8B2P	0.006/0.013	
	Square 	1	White	XB6ECF1J1P	XB6ECF1B1P	0.006/0.013
			Green	XB6ECF3J1P	XB6ECF3B1P	0.006/0.013
			Red	XB6ECF4J1P	XB6ECF4B1P	0.006/0.013
			Yellow	XB6ECF5J1P	XB6ECF5B1P	0.006/0.013
			Blue	XB6ECF6J1P	XB6ECF6B1P	0.006/0.013
			Orange	XB6ECF8J1P	XB6ECF8B1P	0.006/0.013
2		White	XB6ECF1J2P	XB6ECF1B2P	0.006/0.013	
		Green	XB6ECF3J2P	XB6ECF3B2P	0.006/0.013	
		Red	XB6ECF4J2P	XB6ECF4B2P	0.006/0.013	
		Yellow	XB6ECF5J2P	XB6ECF5B2P	0.006/0.013	
		Blue	XB6ECF6J2P	XB6ECF6B2P	0.006/0.013	
		Orange	XB6ECF8J2P	XB6ECF8B2P	0.006/0.013	
Rectangular 		1	White	XB6EDF1J1P	XB6EDF1B1P	0.006/0.013
			Green	XB6EDF3J1P	XB6EDF3B1P	0.006/0.013
			Red	XB6EDF4J1P	XB6EDF4B1P	0.006/0.013
			Yellow	XB6EDF5J1P	XB6EDF5B1P	0.006/0.013
			Blue	XB6EDF6J1P	XB6EDF6B1P	0.006/0.013
			Orange	XB6EDF8J1P	XB6EDF8B1P	0.006/0.013
	2	White	XB6EDF1J2P	XB6EDF1B2P	0.006/0.013	
		Green	XB6EDF3J2P	XB6EDF3B2P	0.006/0.013	
		Red	XB6EDF4J2P	XB6EDF4B2P	0.006/0.013	
		Yellow	XB6EDF5J2P	XB6EDF5B2P	0.006/0.013	
		Blue	XB6EDF6J2P	XB6EDF6B2P	0.006/0.013	
		Orange	XB6EDF8J2P	XB6EDF8B2P	0.006/0.013	

Emergency stop mushroom head pushbutton

Illuminated

Shape of head	Type of push	Type of contacts	Unit reference		Weight kg/lb
			With 12 V $\overline{\text{---}}$ LED	With 24 V $\overline{\text{---}}$ LED	
Circular, Ø 32 mm/ 1.260 in.	Trigger action, turn to release, pull to release	 NC 2	XB6ETI522P	XB6ETI523P	0.027/0.060

Non-illuminated

Shape of head	Type of push	Type of contacts	Unit reference	Weight kg/lb
Circular, Ø 32 mm/ 1.260 in.	Trigger action, turn to release, pull to release	 NC 2	XB6ETN521P	0.027/0.060

Control and signaling units Ø 16 plastic

Harmony XB6E monolithic, IP 65
Pushbuttons, switches, and pilot lights

Selector switches with standard handle or key switches

Sold in lots of 5



XB6EAD221P



XB6EAG221P



XB6ECD221P






























XB6ECG221P



XB6EDD221P



XB6EDG221P

Shape of head	Type of push	Type of contacts	Number and type of positions	Unit reference	Weight kg/lb	
Circular	Standard black handle 	 CO	1	2 - stay put 	XB6EAD221P	0.010/0.022
			2	2 - stay put 	XB6EAD222P	0.010/0.022
			2	3 - stay put 	XB6EAD232P	0.010/0.022
	Key (1) 	1	2 - stay put 	XB6EAG221P	0.020/0.044	
		2	2 - stay put 	XB6EAG222P	0.020/0.044	
		2	3 - stay put 	XB6EAG232P	0.020/0.044	
Square	Standard black handle 	 CO	1	2 - stay put 	XB6ECD221P	0.010/0.022
			2	2 - stay put 	XB6ECD222P	0.010/0.022
			2	3 - stay put 	XB6ECD232P	0.010/0.022
	Key (1) 	1	2 - stay put 	XB6ECG221P	0.020/0.044	
		2	2 - stay put 	XB6ECG222P	0.020/0.044	
		2	3 - stay put 	XB6ECG232P	0.020/0.044	
Rectangular	Standard black handle 	 CO	1	2 - stay put 	XB6EDD221P	0.010/0.022
			2	2 - stay put 	XB6EDD222P	0.010/0.022
			2	3 - stay put 	XB6EDD232P	0.010/0.022
	Key (1) 	1	2 - stay put 	XB6EDG221P	0.020/0.044	
		2	2 - stay put 	XB6EDG222P	0.020/0.044	
		2	3 - stay put 	XB6EDG232P	0.020/0.044	

(1) Key no. 132, withdrawal from all positions. 2 keys supplied with product.

Control and signaling units Ø 16 plastic


Harmony XB6E monolithic, IP 65
Pushbuttons, switches, and pilot lights




ZB6YF01



XB6E... + ZB6YF...



ZB6YD001




ZB6YA001



ZB6Y005

Accessories

Fast connector socket

For use with	Type of contacts	Sold in lots of	Unit reference	Weight kg/lb
	 CO			
Illuminated pushbutton	1	10	ZB6YF01	0.067/0.148
	2	10	ZB6YF02	0.078/0.172
Pilot lights	–	10	ZB6YF03	0.056/0.123
Pushbutton and selector switches	1	10	ZB6YF04	0.058/0.128
	2	10	ZB6YF05	0.069/0.152

For pushbuttons

Description	For	Sold in lots of	Unit reference	Weight kg/lb
Bezel tightening tool + bulb extractor	Tightening and slackening the bezel and changing bulbs	2	ZB6Y905	0.006/0.013
Protective shutters	Circular or square pushbuttons	1	ZB6YA001	0.003/0.007
	Rectangular pushbuttons	1	ZB6YD001	0.003/0.007
Blanking plug	–	10	ZB6Y005	0.001/0.002

Labels for Emergency stop mushroom head pushbutton

Shape	Color	Marking	Sold in lots of	Unit reference	Weight kg/lb
Circular	Yellow	EMERGENCY STOP	10	ZB6Y56	0.010/0.022

Control and signaling units Ø 16 plastic

Harmony XB6 modular

Pushbuttons, switches and pilot lights

Presentation

The Harmony XB6 Ø 16/0.630 in. range of plastic control and signaling units are compact and well suited to applications where less space is available for mounting pushbuttons, switches and pilot lights. It easily proves its use in industry, buildings and the tertiary sector (small equipment, small machines and control panels).

■ This range includes:

- Pushbuttons, selector/key switches, emergency stop pushbuttons for Start/Stop control of machines and installations, adjustment and parametering (contact functions),
- Pilot lights for visual signaling (signaling functions),
- Illuminated pushbuttons for control and signaling (contact and signaling functions).

■ The Ø 16/0.630 in. modular range offers the advantage of having 3 shapes of head (circular, square and rectangular), each available in 6 colors.

■ The pushbutton and switch control offer (illuminated and non-illuminated) comprises:

- Flush, projecting, spring return or latching, marked or unmarked pushbuttons,
- Ø 30/1.181 in. mushroom head emergency stop trigger action and mechanically latching pushbuttons (conforming to standards EN/IEC 60204-1 and EN/ISO 13850),
- Selector switches with standard handle,
- Key switches,
- A wide choice of legends, legend holders and marked pushbutton caps,
- Various accessories.

■ The pilot light signaling offer includes:

- Pilot lights with integral LED,
- Pilot lights for bulbs.

Installation

■ Harmony XB6 products are both simple and quick to install:

- Mounting by single installer (self-maintaining of the head in its cut-out),
- Clip-together component system (head, body, contact blocks and LED).

■ 2 types of connection:

- Faston connector,
- Pins for printed circuit board.

Environment

The performance features of Harmony XB6 range meet the following specifications:

■ Degrees of protection:

- IP 65 conforming to standard IEC 60529,
- NEMA type 4, 4X and 13 conforming to standard UL 50 and CSA C22-2 no. 94 (except key switches).

■ International standards:

- For the entire range: EN/IEC 60947-1, EN/IEC 60947-5-1, EN/IEC 60947-5-5, UL 508, CSA C22-2 no. 14, JIS C 4520 and 852.
- For Emergency stop pushbuttons: EN/IEC 60204-1 and EN/ISO 13850.

■ Product certifications: UL, CSA, CCC, GOST.

For more technical information, please refer to our website www.se.com.

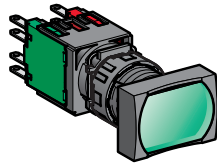
Control and signaling units Ø 16 plastic

Harmony XB6 modular
Pushbuttons, switches and pilot lights

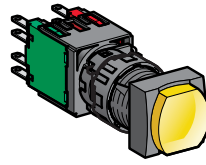
Description

The Ø 16 range of plastic (double insulated) control and signaling units comprises:


Complete units, XB6 pushbuttons, switches and pilot lights



XB6D with rectangular head

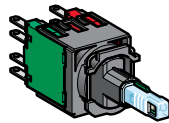


XB6C with square head



XB6A with circular head

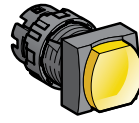
Sub-assemblies, ZB6 pushbuttons, switches and pilot lights
Body + head sub-assemblies



ZB6D with rectangular head



ZB6C with square head



ZB6A with circular head

Component parts and accessories, ZB

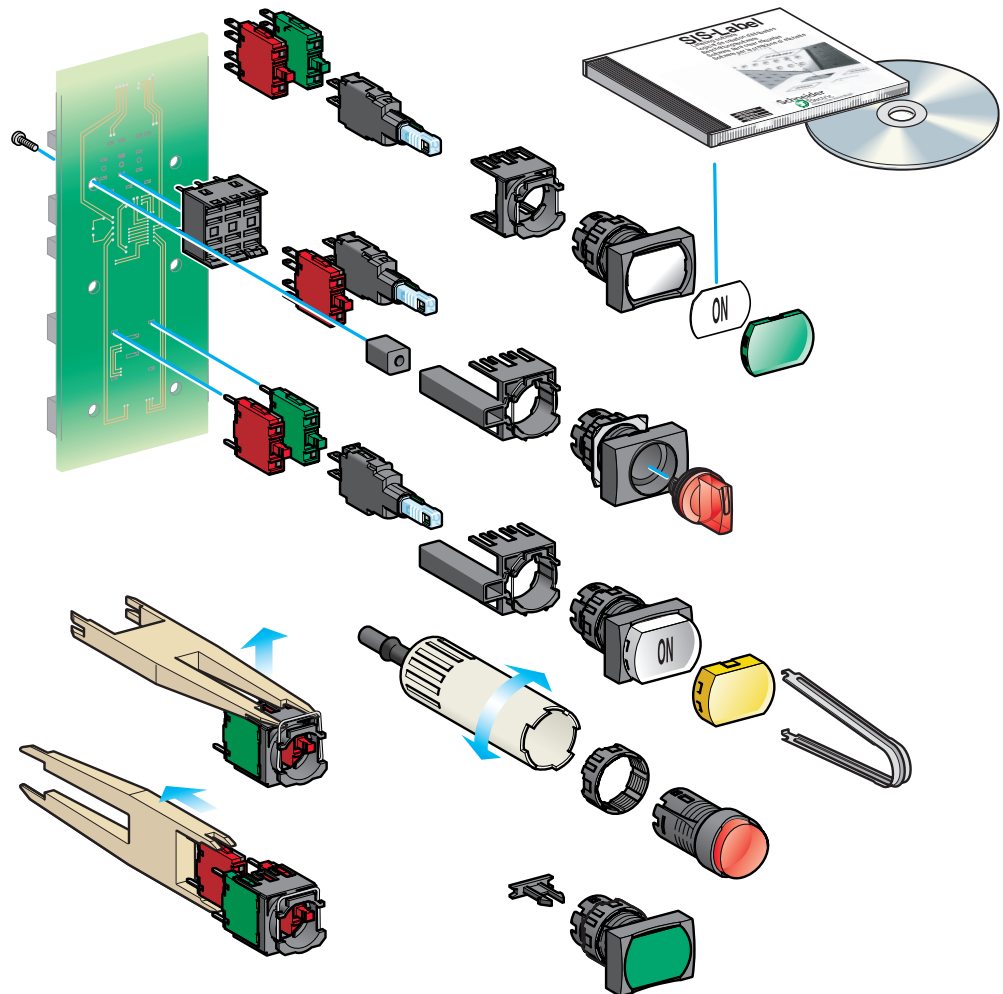
Any of the pushbuttons, switches or pilot lights in the range may be adapted by replacing certain component parts, such as:

For heads

- Caps or lenses
- Legends
 - Pre-printed legends
 - Special legends produced using labelling software
- Link enabling operation of the 3rd contact (cannot be fitted on illuminated pushbuttons)

For bodies

- LED, incandescent and neon bulbs
- NC or NO contact blocks, 3 contacts max. per block, with Faston connector or for printed circuit board
- Silver or gold flashed NC or NO contact blocks



Control and signaling units Ø 16 plastic

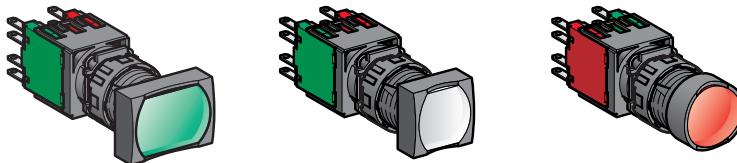
Harmony XB6 modular
Pushbuttons, switches and pilot lights

Complete units


Combined functions (contact and signaling)

Illuminated pushbuttons

Illuminated pushbuttons with rectangular, square or circular head



Head colors



Protected LED

Flush push with integral LED, spring return

XB6DW●●●●●
see [page 22](#)

XB6CW●●●●●
see [page 22](#)

XB6AW●●●●●
see [page 22](#)


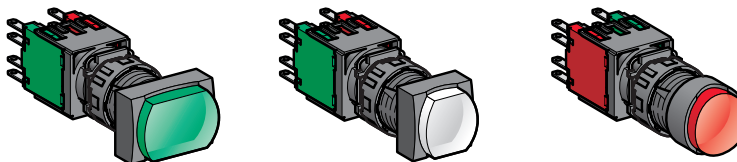
Protected LED

Flush push with integral LED, latching

XB6DF●●●●●
see [page 24](#)

XB6CF●●●●●
see [page 24](#)

XB6AF●●●●●
see [page 24](#)



Protected LED

Projecting push with integral LED, spring return

XB6DE●●●●●
see [page 22](#)


XB6CE●●●●●
see [page 22](#)

XB6AE●●●●●
see [page 22](#)


Signaling functions

Pilot lights

Pilot lights with rectangular, square or circular head



Head colors



Protected LED

With integral LED

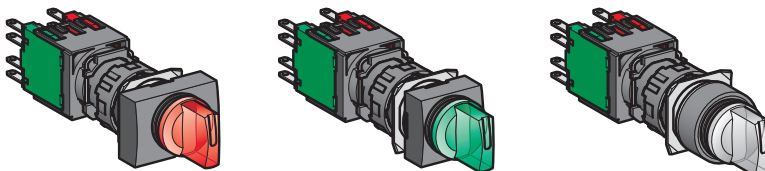
XB6DV●●●●●
see [page 25](#)

XB6CV●●●●●
see [page 25](#)


XB6AV●●●●●
see [page 25](#)

Illuminated selector switches

Illuminated selector switches with rectangular, square or circular head



Head colors



With integral LED

XB6DK●●●●●
see [page 31](#)

XB6CK●●●●●
see [page 31](#)

XB6AK●●●●●
see [page 31](#)

Control and signaling units Ø 16 plastic

Harmony XB6 modular
Pushbuttons, switches and pilot lights

Complete units


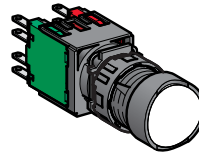
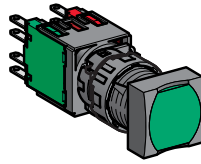
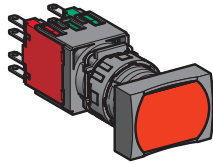
(continued)

Contact functions

Pushbuttons,
spring return

Pushbuttons with rectangular, square or circular head

Head colors

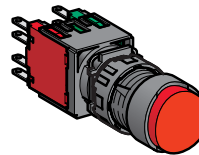
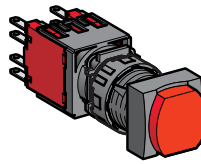
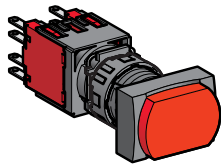


Flush

XB6DA●●●●
see [page 26](#)

XB6CA●●●●
see [page 26](#)

XB6AA●●●●
see [page 26](#)



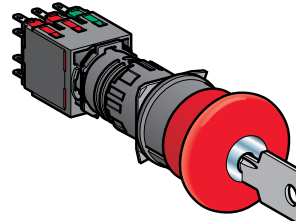
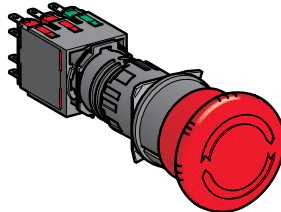
Projecting

XB6DL42B
see [page 26](#)

XB6CL42B
see [page 26](#)

XB6AL42B
see [page 26](#)

Ø 30 mm/1.181 in.
mushroom head
Emergency stop trigger
action and mechanically
latching pushbuttons



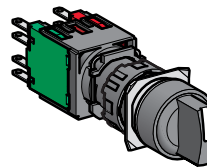
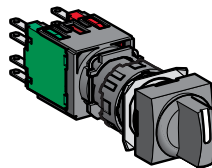
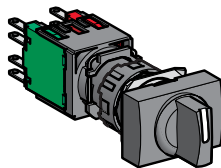
Turn to release
(EN/ISO 13850)

XB6AS8349B
see [page 28](#)

Key release
(EN/ISO 13850)

XB6AS9349B
see [page 28](#)

Selector switches and
key switches

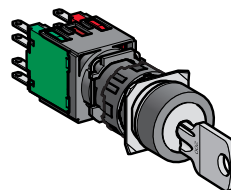
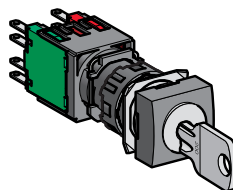
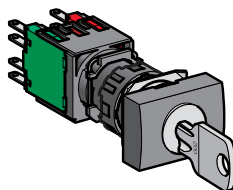


Selector switches, standard handle

XB6DD●●●
see [page 29](#)

XB6CD●●●
see [page 29](#)

XB6AD●●●
see [page 29](#)



Key switches

XB6DG●●●
see [page 33](#)

XB6CG●●●
see [page 33](#)

XB6AG●●●
see [page 33](#)

Control and signaling units Ø 16 plastic

Harmony XB6 modular
Pushbuttons, switches and pilot lights

Illuminated units for user assembly

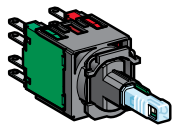
Combined functions (contact and signaling)

For illuminated pushbuttons and selector switches



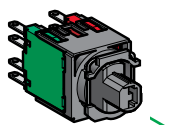
Body sub-assemblies

With integral LED



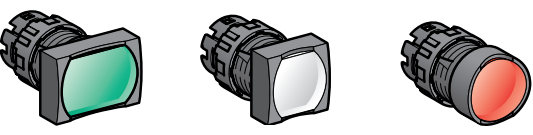
Faston
ZB6ZB●●B
see [page 36](#)

Direct supply, for incandescent bulb

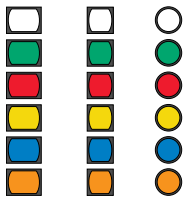


Faston
ZB6ZH●●B
see [page 36](#)

Head sub-assemblies, rectangular, square or circular

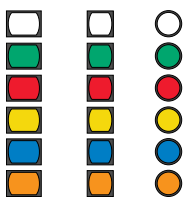
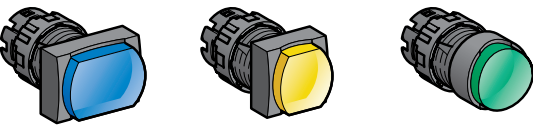


Head colors

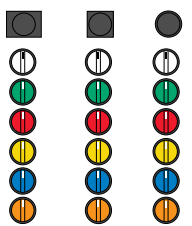
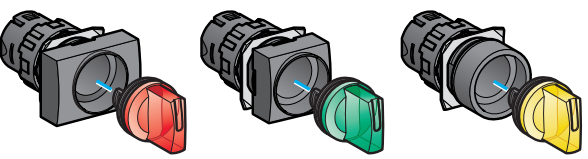


Flush push, spring return
ZB6DW● see [page 23](#) ZB6CW● see [page 23](#) ZB6AW● see [page 23](#)

Flush push, latching
ZB6DF●●B see [page 24](#) ZB6CF●●B see [page 24](#) ZB6AF●●B see [page 24](#)



Projecting push, spring return
ZB6DE● see [page 23](#) ZB6CE● see [page 23](#) ZB6AE● see [page 23](#)



Selector switch heads, without handle
ZB6DD● see [page 32](#) ZB6CD● see [page 32](#) ZB6AD● see [page 32](#)

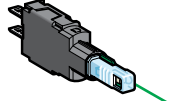
Signaling functions

For pilot lights



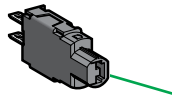
Body sub-assemblies

With integral LED




Faston
ZB6EB●B
see [page 37](#)

Direct supply for incandescent bulb or with resistor

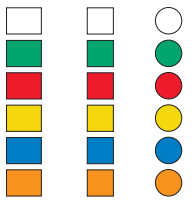


Faston
ZB6E●0B
see [page 37](#)

Head sub-assemblies, rectangular, square or circular



Head colors



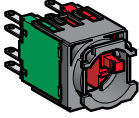

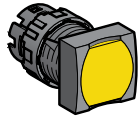
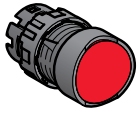
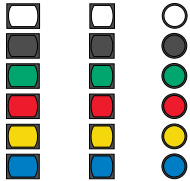



ZB6DV● see [page 25](#) ZB6CV● see [page 25](#) ZB6AV● see [page 25](#)

Control and signaling units Ø 16 plastic

Harmony XB6 modular
Pushbuttons, switches and pilot lights

Non illuminated units for user assembly

Contact functions

	Body sub-assemblies	Head sub-assemblies, rectangular, square or circular			Head colors
For pushbuttons Direct supply, for incandescent bulb 					
For mushroom head and Emergency stop pushbuttons Faston ZB6ZB●B see page 36		Flush push, spring return ZB6DA● see page 27 ZB6CA● see page 27 ZB6AA● see page 27			
		Ø 24 mm/0.945 in. , spring return ZB6AC● see page 28			
		Ø 30 mm/1.181 in. , trigger action and mechanically latching (EN/ISO 13850) Turn to release: ZB6AS834 see page 28 Key release: ZB6AS934 see page 28			
For selector switches and key switches		Selector switch heads, standard handle ZB6DD●● see page 30 ZB6CD●● see page 30 ZB6AD●● see page 30			
		Key switch heads ZB6DG●● see page 33 ZB6CG●● see page 34 ZB6AG●● see page 35			

References

Assembly of other products, using:
body/contact assemblies: see page 36
accessories: see page 38

Control and signaling units Ø 16 plastic

Harmony XB6 modular

Illuminated pushbuttons, spring return, with integral LED



XB6DW3B1B



XB6CW4B2B



XB6AW3B1B



XB6DE1B5B



XB6CE4B2B



XB6AE3B1B

Illuminated pushbuttons, spring return with 12...24 V integral LED							
Shape of head	Type of push	Type of contacts		Color of push	Reference	Weight kg/lb	
		NO	NC				
Complete units							
Rectangular	Flush	1	-	White	XB6DW1B1B (ZB6ZB11B + ZB6DW1)	0.022/0.049	
				Green	XB6DW3B1B (ZB6ZB31B + ZB6DW3)	0.022/0.049	
		-	1	Red	XB6DW4B2B (ZB6ZB42B + ZB6DW4)	0.022/0.049	
		1	1	White	XB6DW1B5B (ZB6ZB15B + ZB6DW1)	0.025/0.055	
				Green	XB6DW3B5B (ZB6ZB35B + ZB6DW3)	0.025/0.055	
				Red	XB6DW4B5B (ZB6ZB45B + ZB6DW4)	0.025/0.055	
	Square	Flush	1	-	White	XB6CW1B1B (ZB6ZB11B + ZB6CW1)	0.022/0.049
					Green	XB6CW3B1B (ZB6ZB31B + ZB6CW3)	0.022/0.049
			-	1	Red	XB6CW4B2B (ZB6ZB42B + ZB6CW4)	0.022/0.049
			1	1	White	XB6CW1B5B (ZB6ZB15B + ZB6CW1)	0.025/0.055
					Green	XB6CW3B5B (ZB6ZB35B + ZB6CW3)	0.025/0.055
					Red	XB6CW4B5B (ZB6ZB45B + ZB6CW4)	0.025/0.055
Circular	Flush	1	-	White	XB6AW1B1B (ZB6ZB11B + ZB6AW1)	0.022/0.049	
				Green	XB6AW3B1B (ZB6ZB31B + ZB6AW3)	0.022/0.049	
		-	1	Red	XB6AW4B2B (ZB6ZB42B + ZB6AW4)	0.022/0.049	
		1	1	White	XB6AW1B5B (ZB6ZB15B + ZB6AW1)	0.025/0.055	
				Green	XB6AW3B5B (ZB6ZB35B + ZB6AW3)	0.025/0.055	
				Red	XB6AW4B5B (ZB6ZB45B + ZB6AW4)	0.025/0.055	
	Rectangular	Projecting	1	-	Green	XB6DE3B1B (ZB6ZB31B + ZB6DE3)	0.022/0.049
					Red	XB6DE4B2B (ZB6ZB42B + ZB6DE4)	0.022/0.049
			1	1	White	XB6DE1B5B (ZB6ZB15B + ZB6DE1)	0.025/0.055
					Green	XB6DE3B5B (ZB6ZB35B + ZB6DE3)	0.025/0.055
					Red	XB6DE4B5B (ZB6ZB45B + ZB6DE4)	0.025/0.055
			Square	Projecting	1	-	Green
Red	XB6CE4B2B (ZB6ZB42B + ZB6CE4)	0.022/0.049					
1	1	White			XB6CE1B5B (ZB6ZB15B + ZB6CE1)	0.025/0.055	
		Green			XB6CE3B5B (ZB6ZB35B + ZB6CE3)	0.025/0.055	
		Red			XB6CE4B5B (ZB6ZB45B + ZB6CE4)	0.025/0.055	
Circular	Projecting	1			-	Green	XB6AE3B1B (ZB6ZB31B + ZB6AE3)
			Red	XB6AE4B2B (ZB6ZB42B + ZB6AE4)		0.022/0.049	
		1	1	White	XB6AE1B5B (ZB6ZB15B + ZB6AE1)	0.025/0.055	
				Green	XB6AE3B5B (ZB6ZB35B + ZB6AE3)	0.025/0.055	
				Red	XB6AE4B5B (ZB6ZB45B + ZB6AE4)	0.025/0.055	

Assembly of other products, using:
body/contact assemblies: see page 36
accessories: see page 38

Control and signaling units Ø 16 plastic

Harmony XB6 modular

Illuminated pushbuttons, spring return, with integral LED



ZB6DW1



ZB6CW6



ZB6AW5



ZB6DE8









ZB6CE1



ZB6AE5

Illuminated pushbuttons, spring return with 12...24 V integral LED (continued)

Shape of head	Type of push	Color of push	Reference	Weight kg/lb
Heads only				
Rectangular 	Flush	White	ZB6DW1	0.016/0.035
		Green	ZB6DW3	0.016/0.035
		Red	ZB6DW4	0.016/0.035
		Yellow	ZB6DW5	0.016/0.035
		Blue	ZB6DW6	0.016/0.035
		Orange	ZB6DW8	0.016/0.035
		6 colors (1)	ZB6DW9	0.016/0.035
		Without cap (2)	ZB6DW0	0.016/0.035
		Square 	Flush	White
Green	ZB6CW3			0.016/0.035
Red	ZB6CW4			0.016/0.035
Yellow	ZB6CW5			0.016/0.035
Blue	ZB6CW6			0.016/0.035
Orange	ZB6CW8			0.016/0.035
6 colors (1)	ZB6CW9			0.016/0.035
Without cap (2)	ZB6CW0			0.016/0.035
Circular 	Flush			White
		Green	ZB6AW3	0.016/0.035
		Red	ZB6AW4	0.016/0.035
		Yellow	ZB6AW5	0.016/0.035
		Blue	ZB6AW6	0.016/0.035
		Orange	ZB6AW8	0.016/0.035
		6 colors (1)	ZB6AW9	0.016/0.035
		Without cap (2)	ZB6AW0	0.016/0.035
		Rectangular 	Projecting	White
Green	ZB6DE3			0.016/0.035
Red	ZB6DE4			0.016/0.035
Yellow	ZB6DE5			0.016/0.035
Blue	ZB6DE6			0.016/0.035
Orange	ZB6DE8			0.016/0.035
6 colors (1)	ZB6DE9			0.016/0.035
Without cap (2)	ZB6DW0			0.016/0.035
Square 	Projecting			White
		Green	ZB6CE3	0.016/0.035
		Red	ZB6CE4	0.016/0.035
		Yellow	ZB6CE5	0.016/0.035
		Blue	ZB6CE6	0.016/0.035
		Orange	ZB6CE8	0.016/0.035
		6 colors (1)	ZB6CE9	0.016/0.035
		Without cap (2)	ZB6CW0	0.016/0.035
		Circular 	Projecting	White
Green	ZB6AE3			0.016/0.035
Red	ZB6AE4			0.016/0.035
Yellow	ZB6AE5			0.016/0.035
Blue	ZB6AE6			0.016/0.035
Orange	ZB6AE8			0.016/0.035
6 colors (1)	ZB6AE9			0.016/0.035
Without cap (2)	ZB6AW0			0.016/0.035

(1) Separate 6 different colored caps (White, Green, Red, Yellow, Blue and Orange) included with head.

(2) To order caps separately, see page 38.

Assembly of other products, using:
body/contact assemblies: see page 36
accessories: see page 38

Control and signaling units Ø 16 plastic

Harmony XB6 modular

Illuminated pushbuttons, latching, with integral LED



XB6DF4B5B



XB6CF1B5B



XB6AF4B2B



ZB6DF6



ZB6CF5



ZB6AF3

Illuminated pushbuttons, latching with 12...24 V integral LED						
Shape of head	Type of push	Type of contacts		Color of push	Reference	Weight kg/lb
		NO	NC			

Complete units							
Rectangular	Flush		1	–	Green	XB6DF3B1B (ZB6ZB31B + ZB6DF3)	0.022/0.049
			–	1	Red	XB6DF4B2B (ZB6ZB42B + ZB6DF4)	0.022/0.049
			1	1	White	XB6DF1B5B (ZB6ZB15B + ZB6DF1)	0.025/0.055
					Green	XB6DF3B5B (ZB6ZB35B + ZB6DF3)	0.025/0.055
				Red	XB6DF4B5B (ZB6ZB45B + ZB6DF4)	0.025/0.055	
Square	Flush		1	–	Green	XB6CF3B1B (ZB6ZB31B + ZB6CF3)	0.022/0.049
			–	1	Red	XB6CF4B2B (ZB6ZB42B + ZB6CF4)	0.022/0.049
			1	1	White	XB6CF1B5B (ZB6ZB15B + ZB6CF1)	0.025/0.055
					Green	XB6CF3B5B (ZB6ZB35B + ZB6CF3)	0.025/0.055
				Red	XB6CF4B5B (ZB6ZB45B + ZB6CF4)	0.025/0.055	
Circular	Flush		1	–	Green	XB6AF3B1B (ZB6ZB31B + ZB6AF3)	0.022/0.049
			–	1	Red	XB6AF4B2B (ZB6ZB42B + ZB6AF4)	0.022/0.049
			1	1	White	XB6AF1B5B (ZB6ZB15B + ZB6AF1)	0.025/0.055
					Green	XB6AF3B5B (ZB6ZB35B + ZB6AF3)	0.025/0.055
				Red	XB6AF4B5B (ZB6ZB45B + ZB6AF4)	0.025/0.055	

Shape of head	Type of push	Color	Reference	Weight kg/lb	
Heads only					
Rectangular	Flush		White	ZB6DF1	0.016/0.035
			Green	ZB6DF3	0.016/0.035
			Red	ZB6DF4	0.016/0.035
			Yellow	ZB6DF5	0.016/0.035
			Blue	ZB6DF6	0.016/0.035
			Orange	ZB6DF8	0.016/0.035
			6 colors (1)	ZB6DF9	0.016/0.035
			Without cap (2)	ZB6DF0	0.016/0.035
Square	Flush		White	ZB6CF1	0.016/0.035
			Green	ZB6CF3	0.016/0.035
			Red	ZB6CF4	0.016/0.035
			Yellow	ZB6CF5	0.016/0.035
			Blue	ZB6CF6	0.016/0.035
			Orange	ZB6CF8	0.016/0.035
			6 colors (1)	ZB6CF9	0.016/0.035
			Without cap (2)	ZB6CF0	0.016/0.035
Circular	Flush		White	ZB6AF1	0.016/0.035
			Green	ZB6AF3	0.016/0.035
			Red	ZB6AF4	0.016/0.035
			Yellow	ZB6AF5	0.016/0.035
			Blue	ZB6AF6	0.016/0.035
			Orange	ZB6AF8	0.016/0.035
			6 colors (1)	ZB6AF9	0.016/0.035
			Without cap (2)	ZB6AF0	0.016/0.035

(1) Separate 6 different colored caps (White, Green, Red, Yellow, Blue and Orange) included with head.

(2) To order caps separately, see page 38.

Assembly of other products, using:
body/contact assemblies: see page 36
accessories: see page 38

Control and signaling units Ø 16 plastic

Harmony XB6 modular

Pilot lights with integral LED



XB6DV4BB



XB6CV1BB



XB6AV5BB



ZB6DV8









ZB6CV1



ZB6AV6

Pilot lights with 12...24 V integral LED

Shape of head	Color of lens cap	Reference	Weight kg/lb
Complete units			
Rectangular 	White	XB6DV1BB (ZB6EB1B + ZB6DV1)	0.015/0.033
	Green	XB6DV3BB (ZB6EB3B + ZB6DV3)	0.015/0.033
	Red	XB6DV4BB (ZB6EB4B + ZB6DV4)	0.015/0.033
	Yellow	XB6DV5BB (ZB6EB5B + ZB6DV5)	0.015/0.033
	Square 	White	XB6CV1BB (ZB6EB1B + ZB6CV1)
	Green	XB6CV3BB (ZB6EB3B + ZB6CV3)	0.015/0.033
	Red	XB6CV4BB (ZB6EB4B + ZB6CV4)	0.015/0.033
	Yellow	XB6CV5BB (ZB6EB5B + ZB6CV5)	0.015/0.033
Circular 	White	XB6AV1BB (ZB6EB1B + ZB6AV1)	0.015/0.033
	Green	XB6AV3BB (ZB6EB3B + ZB6AV3)	0.015/0.033
	Red	XB6AV4BB (ZB6EB4B + ZB6AV4)	0.015/0.033
	Yellow	XB6AV5BB (ZB6EB5B + ZB6AV5)	0.015/0.033
	Heads only		
Rectangular 	White	ZB6DV1	0.015/0.033
	Green	ZB6DV3	0.015/0.033
	Red	ZB6DV4	0.015/0.033
	Yellow	ZB6DV5	0.015/0.033
	Blue	ZB6DV6	0.015/0.033
	Orange	ZB6DV8	0.015/0.033
	6 colors (1)	ZB6DV9	0.015/0.033
	Without lens cap (2)	ZB6DV0	0.015/0.033
Square 	White	ZB6CV1	0.015/0.033
	Green	ZB6CV3	0.015/0.033
	Red	ZB6CV4	0.015/0.033
	Yellow	ZB6CV5	0.015/0.033
	Blue	ZB6CV6	0.015/0.033
	Orange	ZB6CV8	0.015/0.033
	6 colors (1)	ZB6CV9	0.015/0.033
	Without lens cap (2)	ZB6CV0	0.015/0.033
Circular 	White	ZB6AV1	0.015/0.033
	Green	ZB6AV3	0.015/0.033
	Red	ZB6AV4	0.015/0.033
	Yellow	ZB6AV5	0.015/0.033
	Blue	ZB6AV6	0.015/0.033
	Orange	ZB6AV8	0.015/0.033
	6 colors (1)	ZB6AV9	0.015/0.033
	Without lens cap (2)	ZB6AV0	0.015/0.033

(1) Separate 6 different colored lens caps (White, Green, Red, Yellow, Blue and Orange) included with head.

(2) To order lens caps separately, see page 38.

Assembly of other products, using:
body/contact assemblies: see page 36
accessories: see page 38

Control and signaling units Ø 16 plastic

Harmony XB6 modular
Pushbuttons, spring return











XB6DA31B



XB6CA11B



XB6AA22B

Pushbuttons, spring return															
Shape of head	Type of push	Type of contacts		Color	Reference	Weight kg/lb									
															
		NO	NC												
Complete units															
	Rectangular	Flush	1	–	White	XB6DA11B (ZB6Z1B + ZB6DA1)	0.019/0.042								
					Green	XB6DA31B (ZB6Z1B + ZB6DA3)	0.019/0.042								
					Black	XB6DA22B (ZB6Z2B + ZB6DA2)	0.019/0.042								
					Red	XB6DA42B (ZB6Z2B + ZB6DA4)	0.019/0.042								
			–	1	1	White	XB6DA15B (ZB6Z5B + ZB6DA1)	0.022/0.049							
						Black	XB6DA25B (ZB6Z5B + ZB6DA2)	0.022/0.049							
						Green	XB6DA35B (ZB6Z5B + ZB6DA3)	0.022/0.049							
						Red	XB6DA45B (ZB6Z5B + ZB6DA4)	0.022/0.049							
				Square	Flush	1	–	White	XB6CA11B (ZB6Z1B + ZB6CA1)	0.019/0.042					
								Green	XB6CA31B (ZB6Z1B + ZB6CA3)	0.019/0.042					
								Black	XB6CA22B (ZB6Z2B + ZB6CA2)	0.019/0.042					
								Red	XB6CA42B (ZB6Z2B + ZB6CA4)	0.019/0.042					
–	1	1				White	XB6CA15B (ZB6Z5B + ZB6CA1)	0.022/0.049							
						Black	XB6CA25B (ZB6Z5B + ZB6CA2)	0.022/0.049							
						Green	XB6CA35B (ZB6Z5B + ZB6CA3)	0.022/0.049							
						Red	XB6CA45B (ZB6Z5B + ZB6CA4)	0.022/0.049							
	Circular	Flush				1	–	White	XB6AA11B (ZB6Z1B + ZB6AA1)	0.019/0.042					
								Green	XB6AA31B (ZB6Z1B + ZB6AA3)	0.019/0.042					
								Black	XB6AA22B (ZB6Z2B + ZB6AA2)	0.019/0.042					
								Red	XB6AA42B (ZB6Z2B + ZB6AA4)	0.019/0.042					
			–	1	1	White	XB6AA15B (ZB6Z5B + ZB6AA1)	0.022/0.049							
						Black	XB6AA25B (ZB6Z5B + ZB6AA2)	0.022/0.049							
						Green	XB6AA35B (ZB6Z5B + ZB6AA3)	0.022/0.049							
						Red	XB6AA45B (ZB6Z5B + ZB6AA4)	0.022/0.049							
				Rectangular	Projecting	–	1	Red	XB6DL42B	0.020/0.044					
									Square	Projecting	–	1	Red	XB6CL42B	0.020/0.044
														Circular	Projecting

Assembly of other products, using:
body/contact assemblies: see page 36
accessories: see page 38

Control and signaling units Ø 16 plastic

Harmony XB6 modular
Pushbuttons, spring return



ZB6DA6







ZB6CA5



ZB6AA2



110767

Pushbuttons, spring return (continued)				
Shape of head	Type of push	Color of push	Reference	Weight kg/lb
Heads only				
Rectangular 	Flush	White	ZB6DA1	0.016/0.035
		Black	ZB6DA2	0.016/0.035
		Green	ZB6DA3	0.016/0.035
		Red	ZB6DA4	0.016/0.035
		Yellow	ZB6DA5	0.016/0.035
		Blue	ZB6DA6	0.016/0.035
		6 colors (1)	ZB6DA9	0.016/0.035
		Without cap (2)	ZB6DA0	0.016/0.035
		Square 	Flush	White
Black	ZB6CA2			0.016/0.035
Green	ZB6CA3			0.016/0.035
Red	ZB6CA4			0.016/0.035
Yellow	ZB6CA5			0.016/0.035
Blue	ZB6CA6			0.016/0.035
6 colors (1)	ZB6CA9			0.016/0.035
Without cap (2)	ZB6CA0			0.016/0.035
Circular 	Flush			White
		Black	ZB6AA2	0.016/0.035
		Green	ZB6AA3	0.016/0.035
		Red	ZB6AA4	0.016/0.035
		Yellow	ZB6AA5	0.016/0.035
		Blue	ZB6AA6	0.016/0.035
		6 colors (1)	ZB6AA9	0.016/0.035
		Without cap (2)	ZB6AA0	0.016/0.035
		Ø 24 mm mushroom head 		White
Black	ZB6AC2			0.020/0.044
Green	ZB6AC3			0.020/0.044
Yellow	ZB6AC5			0.020/0.044
Blue	ZB6AC6			0.020/0.044

(1) Separate 6 different colored lens caps (White, Green, Red, Yellow, Blue and Orange) included with head.

(2) To order lens caps separately, see page 38.

References (continued)

Assembly of other products, using:
body/contact assemblies: see page 36
accessories: see page 38

Control and signaling units Ø 16 plastic

Harmony XB6 modular

Emergency stop devices conforming to EN/IEC 60204-1 and EN/ISO 13850 and to Machinery Directive 98/37/EC

Emergency stop trigger action and mechanical latching pushbuttons conform to standards EN/IEC 60204-1 and EN/ISO 13850, to Machinery Directive 98/37/EC and to standard EN/IEC 60947-5-5. Please consult our Customer Care Centre for explanation of these standards and directives.



XB6AS8349B



XB6AS9349B







ZB6AS834



ZB6AS934

Emergency stop trigger action and mechanical latching pushbuttons

Shape of head	Type of reset	Type of contacts		Diameter of push mm/in.	Color	Reference	Weight kg/lb
		NO	NC				
Complete units							
	Turn to release	1	2	30/1.181	Red	XB6AS8349B (ZB6Z4B + ZB6E1B + ZB6AS834)	0.041/0.090
	Key release (key no. 200)	1	2	30/1.181	Red	XB6AS9349B (ZB6Z4B + ZB6E1B + ZB6AS934)	0.056/0.123
Heads only							
	Turn to release			30/1.181	Red	ZB6AS834	0.035/0.077
	Key release (key no. 200)			30/1.181	Red	ZB6AS934	0.050/0.110

Assembly of other products, using:
body/contact assemblies: see page 36
accessories: see page 38

Control and signaling units Ø 16 plastic

Harmony XB6 modular

Selector switches with standard handle








110584SE
XB6DD221B



101435SE
XB6CD221B



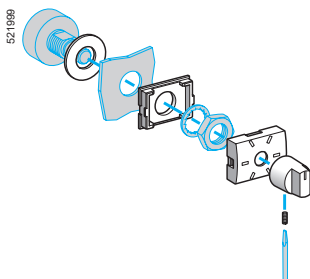
PF514188
XB6AD221B

Selector switches with standard handle (switching angle: 60°)						
Shape of head	Color of handle	Type of contacts		Number and type of positions	Reference	Weight kg/lb
						
		NO	NC			
Complete units						
Rectangular 	Black	1	–	2 - stay put ↙	XB6DD221B (ZB6Z1B + ZB6DD22)	0.021/0.046
		1	1	2 - stay put ↙	XB6DD225B (ZB6Z5B + ZB6DD22)	0.024/0.053
				3 - stay put ↘	XB6DD235B (ZB6Z5B + ZB6DD23)	0.024/0.053
Square 	Black	1	–	2 - stay put ↙	XB6CD221B (ZB6Z1B + ZB6CD22)	0.021/0.046
		1	1	2 - stay put ↙	XB6CD225B (ZB6Z5B + ZB6CD22)	0.024/0.053
				3 - stay put ↘	XB6CD235B (ZB6Z5B + ZB6CD23)	0.024/0.053
Circular 	Black	1	–	2 - stay put ↙	XB6AD221B (ZB6Z1B + ZB6AD22)	0.021/0.046
		1	1	2 - stay put ↙	XB6AD225B (ZB6Z5B + ZB6AD22)	0.024/0.053
				3 - stay put ↘	XB6AD235B (ZB6Z5B + ZB6AD23)	0.024/0.053

Assembly of other products, using:
body/contact assemblies: see page 36
accessories: see page 38

Control and signaling units Ø 16 plastic

Harmony XB6 modular
Selector switches with standard handle





ZB6DP2


Selector switches with standard handle (continued)

Shape of head	Number and type of positions	Color of handle	Reference	Weight kg/lb
---------------	------------------------------	-----------------	-----------	--------------


Heads only (switching angle: stay put positions 60°, spring return positions 45°)

Shape of head	Number and type of positions	Color of handle	Reference	Weight kg/lb
Rectangular 	2 - stay put	Black	ZB6DD22	0.018/0.040
		Red	ZB6DD42	0.018/0.040
	3 - stay put	Black	ZB6DD23	0.018/0.040
		Red	ZB6DD43	0.018/0.040
	2 - spring return to centre	Black	ZB6DD24	0.018/0.040
		Red	ZB6DD44	0.018/0.040
	3 - spring return to centre	Black	ZB6DD25	0.018/0.040
		Red	ZB6DD45	0.018/0.040
	3 - spring return from right to centre	Black	ZB6DD26	0.018/0.040
		Red	ZB6DD46	0.018/0.040
3 - spring return from left to centre	Black	ZB6DD27	0.018/0.040	
	Red	ZB6DD47	0.018/0.040	


Shape of head	Number and type of positions	Color of handle	Reference	Weight kg/lb
Square 	2 - stay put	Black	ZB6CD22	0.018/0.040
		Red	ZB6CD42	0.018/0.040
	3 - stay put	Black	ZB6CD23	0.018/0.040
		Red	ZB6CD43	0.018/0.040
	2 - spring return to centre	Black	ZB6CD24	0.018/0.040
		Red	ZB6CD44	0.018/0.040
	3 - spring return to centre	Black	ZB6CD25	0.018/0.040
		Red	ZB6CD45	0.018/0.040
	3 - spring return from right to centre	Black	ZB6CD26	0.018/0.040
		Red	ZB6CD46	0.018/0.040
3 - spring return from left to centre	Black	ZB6CD27	0.018/0.040	
	Red	ZB6CD47	0.018/0.040	

Shape of head	Number and type of positions	Color of handle	Reference	Weight kg/lb
Circular 	2 - stay put	Black	ZB6AD22	0.018/0.040
		Red	ZB6AD42	0.018/0.040
	3 - stay put	Black	ZB6AD23	0.018/0.040
		Red	ZB6AD43	0.018/0.040
	2 - spring return to centre	Black	ZB6AD24	0.018/0.040
		Red	ZB6AD44	0.018/0.040
	3 - spring return to centre	Black	ZB6AD25	0.018/0.040
		Red	ZB6AD45	0.018/0.040
	3 - spring return from right to centre	Black	ZB6AD26	0.018/0.040
		Red	ZB6AD46	0.018/0.040
3 - spring return from left to centre	Black	ZB6AD27	0.018/0.040	
	Red	ZB6AD47	0.018/0.040	


Heads only (switching angle: stay put positions 90°)

Shape of head	Number and type of positions	Color of handle	Reference	Weight kg/lb
Rectangular 	2 - stay put	Black	ZB6DD28	0.018/0.040
		Red	ZB6DD48	0.018/0.040

Shape of head	Number and type of positions	Color of handle	Reference	Weight kg/lb
Square 	2 - stay put	Black	ZB6CD28	0.018/0.040
		Red	ZB6CD48	0.018/0.040

Shape of head	Number and type of positions	Color of handle	Reference	Weight kg/lb
Circular 	2 - stay put	Black	ZB6AD28	0.018/0.040
		Red	ZB6AD48	0.018/0.040

Heads + mounting base for potentiometer

Shape of head	Description	For use with	Reference	Weight kg/lb
	For potentiometer with shaft length 5...8 mm/0.197...0.315 in. (potentiometer not included)	Ø 6.35 mm/0.250 in. shaft	ZB6DP2	0.032/0.071

Assembly of other products, using:
body/contact assemblies: see page 36
accessories: see page 38

Control and signaling units Ø 16 plastic

Harmony XB6 modular illuminated selector switches

Illuminated selector switches with 12...24 V integral LED						
Shape of head	Color of push	Type of contacts		Number and type of positions	Reference (1)	Weight kg/lb
		NO	NC			

Complete units (switching angle: stay put positions 60°)



Rectangular 	White	1	1	2 - stay put	XB6DK1B25B (ZB6YK1+ ZB6DD02 + ZB6ZB15B)	0.024/0.053
	Green	1	1	2 - stay put	XB6DK3B25B (ZB6YK3+ ZB6DD02 + ZB6ZB35B)	0.024/0.053
	Red	1	1	2 - stay put	XB6DK4B25B (ZB6YK4+ ZB6DD02 + ZB6ZB45B)	0.024/0.053
	White	1	1	3 - stay put	XB6DK1B35B (ZB6YK1+ ZB6DD03 + ZB6ZB15B)	0.024/0.053
	Green	1	1	3 - stay put	XB6DK3B35B (ZB6YK3+ ZB6DD03 + ZB6ZB35B)	0.024/0.053
	Red	1	1	3 - stay put	XB6DK4B35B (ZB6YK4+ ZB6DD03 + ZB6ZB45B)	0.024/0.053



Square 	White	1	1	2 - stay put	XB6CK1B25B (ZB6YK1+ ZB6CD02 + ZB6ZB15B)	0.024/0.053
	Green	1	1	2 - stay put	XB6CK3B25B (ZB6YK3+ ZB6CD02 + ZB6ZB35B)	0.024/0.053
	Red	1	1	2 - stay put	XB6CK4B25B (ZB6YK4+ ZB6CD02 + ZB6ZB45B)	0.024/0.053
	White	1	1	3 - stay put	XB6CK1B35B (ZB6YK1+ ZB6CD03 + ZB6ZB15B)	0.024/0.053
	Green	1	1	3 - stay put	XB6CK3B35B (ZB6YK3+ ZB6CD03 + ZB6ZB35B)	0.024/0.053
	Red	1	1	3 - stay put	XB6CK4B35B (ZB6YK4+ ZB6CD03 + ZB6ZB45B)	0.024/0.053



Circular 	White	1	1	2 - stay put	XB6AK1B25B (ZB6YK1+ ZB6AD02 + ZB6ZB15B)	0.024/0.053
	Green	1	1	2 - stay put	XB6AK3B25B (ZB6YK3+ ZB6AD02 + ZB6ZB35B)	0.024/0.053
	Red	1	1	2 - stay put	XB6AK4B25B (ZB6YK4+ ZB6AD02 + ZB6ZB45B)	0.024/0.053
	White	1	1	3 - stay put	XB6AK1B35B (ZB6YK1+ ZB6AD03 + ZB6ZB15B)	0.024/0.053
	Green	1	1	3 - stay put	XB6AK3B35B (ZB6YK3+ ZB6AD03 + ZB6ZB35B)	0.024/0.053
	Red	1	1	3 - stay put	XB6AK4B35B (ZB6YK4+ ZB6AD03 + ZB6ZB45B)	0.024/0.053

Complete units (switching angle: stay put positions 90°)

Rectangular 	White	1	1	2 - stay put	XB6DK1B85B (ZB6YK1+ ZB6DD08 + ZB6ZB15B)	0.024/0.053
	Green	1	1	2 - stay put	XB6DK3B85B (ZB6YK3+ ZB6DD08 + ZB6ZB35B)	0.024/0.053
	Red	1	1	2 - stay put	XB6DK4B85B (ZB6YK4+ ZB6DD08 + ZB6ZB45B)	0.024/0.053
Square 	White	1	1	2 - stay put	XB6CK1B85B (ZB6YK1+ ZB6CD08 + ZB6ZB15B)	0.024/0.053
	Green	1	1	2 - stay put	XB6CK3B85B (ZB6YK3+ ZB6CD08 + ZB6ZB35B)	0.024/0.053
	Red	1	1	2 - stay put	XB6CK4B85B (ZB6YK4+ ZB6CD08 + ZB6ZB45B)	0.024/0.053
Circular 	White	1	1	2 - stay put	XB6AK1B85B (ZB6YK1+ ZB6AD08 + ZB6ZB15B)	0.024/0.053
	Green	1	1	2 - stay put	XB6AK3B85B (ZB6YK3+ ZB6AD08 + ZB6ZB35B)	0.024/0.053
	Red	1	1	2 - stay put	XB6AK4B85B (ZB6YK4+ ZB6AD08 + ZB6ZB45B)	0.024/0.053

(1) The reference of the complete selector switch is shown on the 1st line. The references of handles + heads + bodies are shown in brackets below.

Assembly of other products, using:
body/contact assemblies: see page 36
accessories: see page 38

Control and signaling units Ø 16 plastic

Harmony XB6 modular
Illuminated and non illuminated selector switches



ZB6YK3






























ZB6DD02



ZB6CD02



ZB6AD02

Handles				
Description	Color	Sold in lots of	Unit reference	Weight kg/lb
Component parts				
Handles for illuminated selector switches (1)	White	5	ZB6YK1	0.002/0.004
	Green	5	ZB6YK3	0.002/0.004
	Red	5	ZB6YK4	0.002/0.004
	Yellow	5	ZB6YK5	0.002/0.004
	Blue	5	ZB6YK6	0.002/0.004
	Orange	5	ZB6YK8	0.002/0.004
Replacement parts				
Handles for non illuminated selector switches (2)	Black	1	ZB6YD2	0.002/0.004
	Red	1	ZB6YD4	0.002/0.004
Heads for selector switches, without handle (3)				
Shape of head	Number and type of positions		Reference	Weight kg/lb
Heads only (switching angle: stay put positions 60°, spring return positions 45°)				
Rectangular 	2 - stay put		ZB6DD02	0.016/0.035
	3 - stay put		ZB6DD03	0.016/0.035
	2 - spring return to centre		ZB6DD04	0.016/0.035
	3 - spring return to centre		ZB6DD05	0.016/0.035
	3 - spring return from right to centre		ZB6DD06	0.016/0.035
	3 - spring return from left to centre		ZB6DD07	0.016/0.035
	Square 	2 - stay put		ZB6CD02
3 - stay put			ZB6CD03	0.016/0.035
2 - spring return to centre			ZB6CD04	0.016/0.035
3 - spring return to centre			ZB6CD05	0.016/0.035
3 - spring return from right to centre			ZB6CD06	0.016/0.035
3 - spring return from left to centre			ZB6CD07	0.016/0.035
Circular 		2 - stay put		ZB6AD02
	3 - stay put		ZB6AD03	0.016/0.035
	2 - spring return to centre		ZB6AD04	0.016/0.035
	3 - spring return to centre		ZB6AD05	0.016/0.035
	3 - spring return from right to centre		ZB6AD06	0.016/0.035
	3 - spring return from left to centre		ZB6AD07	0.016/0.035
	Heads only (switching angle: stay put positions 90°)			
Rectangular 	2 - stay put		ZB6DD08	0.016/0.035
Square 	2 - stay put		ZB6CD08	0.016/0.035
Circular 	2 - stay put		ZB6AD08	0.016/0.035

(1) Handle for use in conjunction with a head without a handle (see page 31), and a body sub-assembly for illuminated pushbuttons (see page 36)

(2) Handle for use in conjunction with a head without a handle (see page 31), and a body sub-assembly for non illuminated pushbuttons (see page 36)

(3) Handle to be ordered separately (see page 31) for bodies with 2 contact blocks maximum.

Assembly of other products, using:
body/contact assemblies: see page 36
accessories: see page 38

Control and signaling units Ø 16 plastic

Harmony XB6 modular

Key switches































XB6DGC5B



ZB6DGA

Key switches (Ronis key no. 200) (1) (2)

Shape of head	Number and type of positions	Type of contacts		Reference	Weight kg/lb	
		NO	NC			
Complete units (switching angle: 70°)						
Rectangular 	2 - stay put		1	1	XB6DGC5B (ZB6Z5B + ZB6DGC)	0.036/0.079
	3 - stay put		1	1	XB6DGH5B (ZB6Z5B + ZB6DGH)	0.036/0.079
Square 	2 - stay put		1	1	XB6CGC5B (ZB6Z5B + ZB6CGC)	0.036/0.079
	3 - stay put		1	1	XB6CGH5B (ZB6Z5B + ZB6CGH)	0.036/0.079
Circular 	2 - stay put		1	1	XB6AGC5B (ZB6Z5B + ZB6AGC)	0.036/0.079
	3 - stay put		1	1	XB6AGH5B (ZB6Z5B + ZB6AGH)	0.036/0.079

Shape of head	Number and type of positions (3)	Key withdrawal	Reference	Weight kg/lb			
Heads only (switching angle: stay put positions 70°, spring return positions 45°)							
Rectangular 	2 - stay put		RH position	ZB6DGA	0.030/0.066		
			Centre position	ZB6DGB (4)	0.030/0.066		
			Both positions	ZB6DGC (4)	0.030/0.066		
	2 - spring return 3 - stay put	2 - spring return		Centre position	ZB6DGL	0.030/0.066	
			3 - stay put		LH position	ZB6DGD	0.030/0.066
					Centre position	ZB6DGE (4)	0.030/0.066
				LH and Centre positions	ZB6DGF	0.030/0.066	
				RH position	ZB6DGG	0.030/0.066	
				All positions	ZB6DGH (4)	0.030/0.066	
				RH and LH positions	ZB6DGJ	0.030/0.066	
				RH and Centre positions	ZB6DGK	0.030/0.066	
		3 - spring return from left to centre			RH position	ZB6DGM	0.030/0.066
					Centre position	ZB6DGN	0.030/0.066
				RH and Centre positions	ZB6DGP	0.030/0.066	
		3 - spring return from right to centre		LH position	ZB6DQG	0.030/0.066	
				Centre position	ZB6DGR	0.030/0.066	
	LH and Centre positions		ZB6DGS	0.030/0.066			
3 - spring return to centre		Centre position	ZB6DGT	0.030/0.066			

(1) Key no. 200, withdrawal from all positions.

(2) To order a key switch with DOM 311 key, add the suffix 1 to the references selected above.
Example: **ZB6DGA1**.

(3) The symbol  indicates the key withdrawal position.

(4) Also available with Ronis key numbers: 201, 202 and 203. To order, add the key number to the end of the reference. Example: for key switch **ZB6DGB** with Ronis key no. 201, the reference becomes: **ZB6DGB201**




















Assembly of other products, using:
body/contact assemblies: see page 36
accessories: see page 38

Control and signaling units Ø 16 plastic

Harmony XB6 modular
Key switches



ZB6CGA

Key switches (Ronis key no. 200) (1) (2) (continued)				
Shape of head	Number and type of positions (3)	Key withdrawal	Reference	Weight kg/lb
Heads only (switching angle: stay put positions 70°, spring return positions 45°) (continued)				
Square 	2 - stay put	 RH position	ZB6CGA	0.030/0.066
		 Centre position	ZB6CGB (4)	0.030/0.066
		 Both positions	ZB6CGC (4)	0.030/0.066
	2 - spring return	 Centre position	ZB6CGL	0.030/0.066
	3 - stay put	 LH position	ZB6CGD	0.030/0.066
		 Centre position	ZB6CGE (4)	0.030/0.066
		 LH and Centre positions	ZB6CGF	0.030/0.066
		 RH position	ZB6CGG	0.030/0.066
		 All positions	ZB6CGH (4)	0.030/0.066
		 RH and LH positions	ZB6CGJ	0.030/0.066
		 RH and Centre positions	ZB6CGK	0.030/0.066
	3 - spring return from left to centre	 RH position	ZB6CGM	0.030/0.066
		 Centre position	ZB6CGN	0.030/0.066
		 RH and Centre positions	ZB6CGP	0.030/0.066
	3 - spring return from right to centre	 LH position	ZB6CGQ	0.030/0.066
		 Centre position	ZB6CGR	0.030/0.066
		 LH and Centre positions	ZB6CGS	0.030/0.066
	3 - spring return to centre	 Centre position	ZB6CGT	0.030/0.066

(1) Key no. 200, withdrawal from all positions.

(2) To order a key switch with DOM 311 key, add the suffix 1 to the references selected above.
Example: ZB6CGA1.

(3) The symbol  indicates the key withdrawal position.

(4) Also available with Ronis key numbers: 201, 202 and 203. To order, add the key number to the end of the reference. Example: for key switch ZB6CGB with Ronis key no. 201, the reference becomes: ZB6CGB201.

Assembly of other products, using:
body/contact assemblies: see page 36
accessories: see page 38




















Control and signaling units Ø 16 plastic

Harmony XB6 modular

Key switches




Key switches (Ronis key no. 200) (continued) (1)

Shape of head	Number and type of positions (3)	Key withdrawal	Reference	Weight kg/lb		
Heads only (switching angle: stay put positions 70°, spring return positions 45°) (continued)						
Circular 	2 - stay put		RH position	ZB6AGA	0.030/0.066	
			Centre position	ZB6AGB (2)	0.030/0.066	
			Both positions	ZB6AGC (2)	0.030/0.066	
	2 - spring return from right to centre		Centre position	ZB6AGL	0.030/0.066	
		3 - stay put		LH position	ZB6AGD	0.030/0.066
			Centre position	ZB6AGE (2)	0.030/0.066	
			LH and Centre positions	ZB6AGF	0.030/0.066	
			RH position	ZB6AGG	0.030/0.066	
			All positions	ZB6AGH (2)	0.030/0.066	
			RH and LH positions	ZB6AGJ	0.030/0.066	
	3 - spring return from left to centre		RH position	ZB6AGK	0.030/0.066	
			Centre position	ZB6AGM	0.030/0.066	
			RH and Centre positions	ZB6AGN	0.030/0.066	
	3 - spring return from right to centre		RH and Centre positions	ZB6AGP	0.030/0.066	
		3 - spring return to centre		Left-hand position	ZB6AGQ	0.030/0.066
				Centre position	ZB6AGR	0.030/0.066
			LH and Centre positions	ZB6AGS	0.030/0.066	
				Centre position	ZB6AGT	0.030/0.066

(1) To order a key switch with DOM 311 key, add the suffix 1 to the references selected above.
Example: **ZB6AGA1**.


(2) Also available with Ronis key numbers: 201, 202 and 203. To order, add the key number to the end of the reference. Example: for key switch **ZB6AGB** with Ronis key no. 201, the reference becomes: **ZB6AGB201**.

(3) The symbol  indicates the key withdrawal position.


Control and signaling units Ø 16 plastic

Harmony XB6 modular
Complete bodies for pushbuttons

To combine with heads:
see page 23




ZB6ZB11B



ZB6ZH01B



ZB6Z1B



ZB6Y009



ZB6Y011

Complete bodies for illuminated pushbuttons (1)

Description	Supply voltage V	Type of contacts		Color of light source	Reference	Weight kg/lb
		NO	NC			
Faston connectors						
Fixing collar + contact block + LED (2)	≈ 12...24	1	–	White	ZB6ZB11B	0.006/0.013
				Green	ZB6ZB31B	0.006/0.013
				Yellow	ZB6ZB51B	0.006/0.013
	–	1		Red	ZB6ZB42B	0.006/0.013
				Yellow	ZB6ZB52B	0.006/0.013
	1	1		White	ZB6ZB15B	0.009/0.020
				Green	ZB6ZB35B	0.009/0.020
				Red	ZB6ZB45B	0.009/0.020
				Yellow	ZB6ZB55B	0.009/0.020
			Blue	ZB6ZB65B	0.009/0.020	
Direct supply Fixing collar + contact block for incandescent bulb (not included) T1 1/4 (3)	3...24	1	–	–	ZB6ZH01B	0.006/0.013
		–	1	–	ZB6ZH02B	0.006/0.013
		1	1	–	ZB6ZH05B	0.009/0.020

Complete bodies for pushbuttons or selector switches

Description	Supply voltage V	Type of contacts		Reference	Weight kg/lb
		NO	NC		
Faston connectors					
Direct supply Fixing collar + contact block	≤ 250	1	–	ZB6Z1B	0.004/0.009
		–	1	ZB6Z2B	0.004/0.009
		2	–	ZB6Z3B	0.006/0.013
		–	2	ZB6Z4B	0.006/0.013
		1	1	ZB6Z5B	0.006/0.013

Accessories

Description	Application	Sold in lots of	Unit reference	Weight kg/lb
Body/fixing collar	For mounting contact blocks and light source	10	ZB6Y009	0.002/0.004
Body bracket (fixing screws included)	Printed circuit board mounting	4	ZB6Y011	0.010/0.022

(1) It is possible to assemble illuminated selector switches by using an illuminated pushbutton body sub-assembly in conjunction with a selector switch head supplied without handle and a transparent handle (see page 32).

(2) The color of the LED must be the same as that of the pushbutton cap.

(3) Bulb to be ordered separately (see page 45).

Control and signaling units Ø 16 plastic

Harmony XB6 modular
Complete bodies for pilot lights

To combine with heads:
see page 23



ZB6EB1B




ZB6EH0B



ZB6EB1A



ZB6EH0A



ZB6E1B

Complete bodies for pilot lights (light source)

Description	Supply voltage V	Sold in lots of	Color of light source	Unit reference	Weight kg/lb
Faston connectors (direct mounting by the head)					
Integral LED (1)	~ 12...24	5	White	ZB6EB1B	0.003/0.007
			Green	ZB6EB3B	0.003/0.007
			Red	ZB6EB4B	0.003/0.007
			Yellow	ZB6EB5B	0.003/0.007
			Blue	ZB6EB6B	0.003/0.007
	Orange	ZB6EB8B	0.003/0.007		
	~ 48...120	5	White	ZB6EG1B	0.003/0.007
			Green	ZB6EG3B	0.003/0.007
			Red	ZB6EG4B	0.003/0.007
			Yellow	ZB6EG5B	0.003/0.007
Blue			ZB6EG6B	0.003/0.007	
Orange	ZB6EG8B	0.003/0.007			
~ 230...240	5	White	ZB6EM1B	0.003/0.007	
		Green	ZB6EM3B	0.003/0.007	
		Red	ZB6EM4B	0.003/0.007	
		Yellow	ZB6EM5B	0.003/0.007	
		Blue	ZB6EM6B	0.003/0.007	
Orange	ZB6EM8B	0.003/0.007			
With resistor for 95 V neon bulb (not included) T1 1/4 (2) (3)	~ 120	5	–	ZB6EG0B	0.003/0.007
	~ 230	5	–	ZB6EM0B	0.003/0.007

Direct supply for 0.6 W max. incandescent bulb (not included) T1 1/4 (2)	~ ≤ 24	5	–	ZB6EH0B	0.003/0.007
--	--------	---	---	---------	-------------

Pins for printed circuit board connection (mounting by the body, see page 36)

Integral LED (1)	~ 12...24	5	White	ZB6EB1A	0.003/0.007
			Green	ZB6EB3A	0.003/0.007
			Red	ZB6EB4A	0.003/0.007
			Yellow	ZB6EB5A	0.003/0.007
			Blue	ZB6EB6A	0.003/0.007
			Orange	ZB6EB8A	0.003/0.007
Direct supply for 0.6 W max. incandescent bulb (not included) T1 1/4 (2)	~ 3...24	5	–	ZB6EH0A	0.003/0.007

Separate contact blocks

Type of contacts	For use with bodies	Type of contacts		Sold in lots of	Unit reference	Weight kg/lb
		NO	NC			
Silver alloy	Faston	1	–	10	ZB6E1B	0.004/0.009
		–	1	10	ZB6E2B	0.004/0.009
	Printed circuit ZB6Y011	1	–	10	ZB6E1A	0.004/0.009
		–	1	10	ZB6E2A	0.004/0.009
Gold flashed	Faston	1	–	10	ZB6E1E	0.004/0.009
		–	1	10	ZB6E2E	0.004/0.009
	Printed circuit ZB6Y011	1	–	10	ZB6E1D	0.004/0.009
		–	1	10	ZB6E2D	0.004/0.009

(1) The color of the LED must be same as that of the pushbutton cap.

(2) Bulb to be ordered separately (see page 45).

(3) Neon bulbs must only be used with Red, Yellow or White lens caps.




Control and signaling units Ø 16 plastic

Harmony XB6 modular

Accessories for heads

Unmarked lens caps and caps

To combine with heads:
see page 23



Unmarked lens caps

Application	Color of lens cap	Sold in lots of	Unit reference			Weight kg/lb
			Rectangular head	Square head	Circular head	
Pilot lights	White	10	ZB6YDV1	ZB6YCV1	ZB6YAV1	0.001/0.002
	Green	10	ZB6YDV3	ZB6YCV3	ZB6YAV3	0.001/0.002
	Red	10	ZB6YDV4	ZB6YCV4	ZB6YAV4	0.001/0.002
	Yellow	10	ZB6YDV5	ZB6YCV5	ZB6YAV5	0.001/0.002
	Blue	10	ZB6YDV6	ZB6YCV6	ZB6YAV6	0.001/0.002
	Orange	10	ZB6YDV8	ZB6YCV8	ZB6YAV8	0.001/0.002

Pushbutton caps - unmarked



Application	Color of cap	Sold in lots of	Unit reference			Weight kg/lb
			Rectangular head	Square head	Circular head	
Illuminated pushbuttons, with flush push	White	10	ZB6YDW1	ZB6YCW1	ZB6YAW1	0.001/0.002
	Green	10	ZB6YDW3	ZB6YCW3	ZB6YAW3	0.001/0.002
	Red	10	ZB6YDW4	ZB6YCW4	ZB6YAW4	0.001/0.002
	Yellow	10	ZB6YDW5	ZB6YCW5	ZB6YAW5	0.001/0.002
	Blue	10	ZB6YDW6	ZB6YCW6	ZB6YAW6	0.001/0.002
	Orange	10	ZB6YDW8	ZB6YCW8	ZB6YAW8	0.001/0.002
Illuminated pushbuttons, with projecting push	White	10	ZB6YDE1	ZB6YCE1	ZB6YAE1	0.001/0.002
	Green	10	ZB6YDE3	ZB6YCE3	ZB6YAE3	0.001/0.002
	Red	10	ZB6YDE4	ZB6YCE4	ZB6YAE4	0.001/0.002
	Yellow	10	ZB6YDE5	ZB6YCE5	ZB6YAE5	0.001/0.002
	Blue	10	ZB6YDE6	ZB6YCE6	ZB6YAE6	0.001/0.002
	Orange	10	ZB6YDE8	ZB6YCE8	ZB6YAE8	0.001/0.002
Non illuminated pushbuttons	White	10	ZB6YDA1	ZB6YCA1	ZB6YAA1	0.001/0.002
	Black	10	ZB6YDA2	ZB6YCA2	ZB6YAA2	0.001/0.002
	Green	10	ZB6YDA3	ZB6YCA3	ZB6YAA3	0.001/0.002
	Red	10	ZB6YDA4	ZB6YCA4	ZB6YAA4	0.001/0.002
	Yellow	10	ZB6YDA5	ZB6YCA5	ZB6YAA5	0.001/0.002
	Blue	10	ZB6YDA6	ZB6YCA6	ZB6YAA6	0.001/0.002

Control and signaling units Ø 16 plastic

Harmony XB6 modular

Accessories for heads: marked pushbutton caps

To combine with heads:
see page 23



Pushbutton caps - marked

Marking	Color of cap	Sold in lots of	Unit reference			Weight kg/lb
White on colored cap Black on white cap			Rectangular head	Square head	Circular head	

For non illuminated, flush pushbuttons

Marking	Color of cap	Sold in lots of	Unit reference	Unit reference	Unit reference	Weight kg/lb
0	White	10	ZB6YD100	ZB6YC100	ZB6YA100	0.001/0.002
	Black	10	ZB6YD200	ZB6YC200	ZB6YA200	0.001/0.002
1	White	10	ZB6YD101	ZB6YC101	ZB6YA101	0.001/0.002
	Black	10	ZB6YD201	ZB6YC201	ZB6YA201	0.001/0.002
2	White	10	ZB6YD102	ZB6YC102	ZB6YA102	0.001/0.002
	Black	10	ZB6YD202	ZB6YC202	ZB6YA202	0.001/0.002
3	White	10	ZB6YD103	ZB6YC103	ZB6YA103	0.001/0.002
	Black	10	ZB6YD203	ZB6YC203	ZB6YA203	0.001/0.002
4	White	10	ZB6YD104	ZB6YC104	ZB6YA104	0.001/0.002
	Black	10	ZB6YD204	ZB6YC204	ZB6YA204	0.001/0.002
5	White	10	ZB6YD105	ZB6YC105	ZB6YA105	0.001/0.002
	Black	10	ZB6YD205	ZB6YC205	ZB6YA205	0.001/0.002
6	White	10	ZB6YD106	ZB6YC106	ZB6YA106	0.001/0.002
	Black	10	ZB6YD206	ZB6YC206	ZB6YA206	0.001/0.002
7	White	10	ZB6YD107	ZB6YC107	ZB6YA107	0.001/0.002
	Black	10	ZB6YD207	ZB6YC207	ZB6YA207	0.001/0.002
8	White	10	ZB6YD108	ZB6YC108	ZB6YA108	0.001/0.002
	Black	10	ZB6YD208	ZB6YC208	ZB6YA208	0.001/0.002
9	White	10	ZB6YD109	ZB6YC109	ZB6YA109	0.001/0.002
	Black	10	ZB6YD209	ZB6YC209	ZB6YA209	0.001/0.002
I	White	10	ZB6YD111	ZB6YC111	ZB6YA111	0.001/0.002
	Green	10	ZB6YD311	ZB6YC311	ZB6YA311	0.001/0.002
O	Black	10	ZB6YD210	ZB6YC210	ZB6YA210	0.001/0.002
	Red	10	ZB6YD410	ZB6YC410	ZB6YA410	0.001/0.002

Control and signaling units Ø 16 plastic

Harmony XB6 modular

Accessories for heads: marked pushbutton caps

To combine with heads:
see page 23



ZB6YD116



ZB6YC441



ZB6YA224

Pushbutton caps - marked (continued)

Marking	Color of cap	Sold in lots of	Unit reference	Weight kg/lb
White on colored cap – Black on white cap	–	–	Rectangular head Square head Circular head	

For non illuminated, flush pushbuttons (continued)

II	White	5	ZB6YD112	ZB6YC112	ZB6YA112	0.001/0.002
	Black	5	ZB6YD212	ZB6YC212	ZB6YA212	0.001/0.002
III	White	5	ZB6YD113	ZB6YC113	ZB6YA113	0.001/0.002
	Black	5	ZB6YD213	ZB6YC213	ZB6YA213	0.001/0.002
+	White	5	ZB6YD114	ZB6YC114	ZB6YA114	0.001/0.002
	Black	5	ZB6YD214	ZB6YC214	ZB6YA214	0.001/0.002
-	White	5	ZB6YD115	ZB6YC115	ZB6YA115	0.001/0.002
	Black	5	ZB6YD215	ZB6YC215	ZB6YA215	0.001/0.002
MARCHE	White	5	ZB6YD116	ZB6YC116	ZB6YA116	0.001/0.002
	Green	5	ZB6YD316	ZB6YC316	ZB6YA316	0.001/0.002
ON	White	5	ZB6YD117	ZB6YC117	ZB6YA117	0.001/0.002
	Green	5	ZB6YD317	ZB6YC317	ZB6YA317	0.001/0.002
START	Green	5	ZB6YD340	ZB6YC340	ZB6YA340	0.001/0.002
EIN	White	5	ZB6YD118	ZB6YC118	ZB6YA118	0.001/0.002
	Green	5	ZB6YD318	ZB6YC318	ZB6YA318	0.001/0.002
ARRET	Black	5	ZB6YD223	ZB6YC223	ZB6YA223	0.001/0.002
	Red	5	ZB6YD423	ZB6YC423	ZB6YA423	0.001/0.002
STOP	Red	5	ZB6YD441	ZB6YC441	ZB6YA441	0.001/0.002
OFF	Black	5	ZB6YD224	ZB6YC224	ZB6YA224	0.001/0.002
	Red	5	ZB6YD424	ZB6YC424	ZB6YA424	0.001/0.002
AUS	Black	5	ZB6YD225	ZB6YC225	ZB6YA225	0.001/0.002
	Red	5	ZB6YD425	ZB6YC425	ZB6YA425	0.001/0.002
R	Blue	5	ZB6YD626	ZB6YC626	ZB6YA626	0.001/0.002
MONTEE	White	5	ZB6YD129	ZB6YC129	ZB6YA129	0.001/0.002
	Black	5	ZB6YD229	ZB6YC229	ZB6YA229	0.001/0.002

Control and signaling units Ø 16 plastic

Harmony XB6 modular

Accessories for heads: marked pushbutton caps

To combine with heads:
see page 23



ZB6YD219






ZB6YD131



ZB6YA232

Pushbutton caps - marked (continued)

Marking	Color of cap	Sold in lots of	Unit reference			Weight kg/lb
White on colored cap – Black on white cap	–	–	Rectangular head 	Square head 	Circular head 	

For non illuminated, flush pushbuttons (continued)

UP	White	5	ZB6YD127	ZB6YC127	ZB6YA127	0.001/0.002
	Black	5	ZB6YD227	ZB6YC227	ZB6YA227	0.001/0.002
DESCENTE	White	5	ZB6YD130	ZB6YC130	ZB6YA130	0.001/0.002
	Black	5	ZB6YD230	ZB6YC230	ZB6YA230	0.001/0.002
DOWN	White	5	ZB6YD128	ZB6YC128	ZB6YA128	0.001/0.002
	Black	5	ZB6YD228	ZB6YC228	ZB6YA228	0.001/0.002
AB	White	5	ZB6YD134	ZB6YC134	ZB6YA134	0.001/0.002
	Black	5	ZB6YD234	ZB6YC234	ZB6YA234	0.001/0.002
FERME	White	5	ZB6YD133	ZB6YC133	ZB6YA133	0.001/0.002
	Black	5	ZB6YD233	ZB6YC233	ZB6YA233	0.001/0.002
CLOSE	White	5	ZB6YD132	ZB6YC132	ZB6YA132	0.001/0.002
	Black	5	ZB6YD232	ZB6YC232	ZB6YA232	0.001/0.002
ZU	White	5	ZB6YD131	ZB6YC131	ZB6YA131	0.001/0.002
	Black	5	ZB6YD231	ZB6YC231	ZB6YA231	0.001/0.002
↑	White	5	ZB6YD119	ZB6YC119	ZB6YA119	0.001/0.002
	Black	5	ZB6YD219	ZB6YC219	ZB6YA219	0.001/0.002
↓	White	5	ZB6YD120	ZB6YC120	ZB6YA120	0.001/0.002
	Black	5	ZB6YD220	ZB6YC220	ZB6YA220	0.001/0.002
→	White	5	ZB6YD121	ZB6YC121	ZB6YA121	0.001/0.002
	Black	5	ZB6YD221	ZB6YC221	ZB6YA221	0.001/0.002
←	White	5	ZB6YD122	ZB6YC122	ZB6YA122	0.001/0.002
	Black	5	ZB6YD222	ZB6YC222	ZB6YA222	0.001/0.002

Control and signaling units Ø 16 plastic

Harmony XB6 modular

Accessories for heads: legends and legend holder, 8 x 21 mm marked legends

To combine with heads: see page 23



ZB6YD20



ZB6YD32



ZB6Y1001



ZB6Y3001



ZB6Y2178

Legend holder 24 x 28 mm/ 0.945 x 1.102 in. (size 1) for 8 x 21 mm/0.315 x 0.827 in. legend (1)

Description	Color of legend	Sold in lots of	Unit reference	Weight kg/lb
Without legend	–	10	ZB6YD20	0.001/0.002
With blank legend	White or Yellow background	10	ZB6YD21	0.001/0.002
	Black or Red background	10	ZB6YD22	0.001/0.002

Legend holder 24 x 36 mm/0.945 x 1.417 in. (size 2) for 16 x 21 mm/0.630 x 0.827 in. legend (1)

Description	Color of legend	Sold in lots of	Unit reference	Weight kg/lb
Without legend	–	10	ZB6YD30	0.001/0.002
With blank legend	White or Yellow background	10	ZB6YD31	0.001/0.002
	Black or Red background	10	ZB6YD32	0.001/0.002

Blank legends

Dimensions	For use with	Color	Sold in lots of	Unit reference	Weight kg/lb
8 x 21 mm /0.315 x 0.827 in.	Size 1 legend holder ZB6YD20	Yellow or White background	20	ZB6Y1001	0.001/0.002
		Black or Red background	20	ZB6Y2001	0.001/0.002
16 x 21 mm /0.630 x 0.827 in.	Size 2 legend holder ZB6YD30	Yellow or White background	20	ZB6Y4001	0.001/0.002
		Black or Red background	20	ZB6Y3001	0.001/0.002

Legends for engraving (2)

Dimensions	For use with	Color	Sold in lots of	Unit reference	Weight kg/lb
8 x 21 mm /0.315 x 0.827 in.	Size 1 legend holder ZB6YD20	Yellow or White background	10	ZB6Y1900	0.001/0.002
		Black or Red background	10	ZB6Y2900	0.001/0.002
16 x 21 mm /0.630 x 0.827 in.	Size 2 legend holder ZB6YD30	Yellow or White background	10	ZB6Y4900	0.001/0.002
		Black or Red background	10	ZB6Y3900	0.001/0.002

8 x 21 mm/0.315 x 0.827 in. marked legends

(for "size 1" 24 x 28 mm/0.945 x 1.102 in. legend holders ZB6YD20)

Color	Language	Marking	Sold in lots of	Unit reference	Weight kg/lb
Black or Red background (3)	International	O-I	5	ZB6Y2178	0.001/0.002
		I-II	5	ZB6Y2179	0.001/0.002
		I-O-II	5	ZB6Y2186	0.001/0.002
		← O →	5	ZB6Y2190	0.001/0.002

(1) For legends, see below and also following page.

(2) Pre-engraved legends. When ordering, clearly state the background color, text to be engraved: (either 1 line for 8 x 21 mm/0.315 x 0.827 in. or 2 lines for 16 x 21 mm/0.630 x 0.827 in. legends - in both cases, maximum 10 characters per line) and the quantity. Minimum quantity: 25 identical legends.

(3) "Start" functions: white letters on black background. "Stop" functions: white letters on red background (unless otherwise specified above).

Control and signaling units Ø 16 plastic

Harmony XB6 modular

Accessories for heads: 8 x 21 mm marked legends

To combine with heads:
see page 23**8 x 21 mm/0.315 x 0.827 in. marked legends (for "size 1"
24 x 28 mm/0.945 x 1.102 in. legend holders ZB6YD20) (continued)**

Color	Language	Marking	Sold in lots of	Unit reference	Weight kg/lb
Black or red background (1)	French	ARRET	5	ZB6Y2104	0.001/0.002
		ARRIERE	5	ZB6Y2106	0.001/0.002
		AVANT	5	ZB6Y2105	0.001/0.002
		DEFAULT	5	ZB6Y2134	0.001/0.002
		DESCENTE	5	ZB6Y2108	0.001/0.002
		DROITE	5	ZB6Y2109	0.001/0.002
		EN SERVICE	5	ZB6Y2111	0.001/0.002
		FERME	5	ZB6Y2114	0.001/0.002
		GAUCHE	5	ZB6Y2110	0.001/0.002
		HORS SERVICE	5	ZB6Y2112	0.001/0.002
		OUVERT	5	ZB6Y2113	0.001/0.002
		MAIN-O-AUTO	5	ZB6Y2187	0.001/0.002
		MARCHE	5	ZB6Y2103	0.001/0.002
		MONTEE	5	ZB6Y2107	0.001/0.002
		REARMEMENT	5	ZB6Y2123	0.001/0.002
			English	HAND-O-AUTO	5
CLOSE	5			ZB6Y2314	0.001/0.002
DOWN	5			ZB6Y2308	0.001/0.002
FORWARD	5			ZB6Y2305	0.001/0.002
FAULT	5			ZB6Y2334	0.001/0.002
LEFT	5			ZB6Y2310	0.001/0.002
OFF	5			ZB6Y2312	0.001/0.002
ON	5			ZB6Y2303	0.001/0.002
OPEN	5			ZB6Y2313	0.001/0.002
RESET	5			ZB6Y2323	0.001/0.002
REVERSE	5			ZB6Y2306	0.001/0.002
RIGHT	5			ZB6Y2309	0.001/0.002
RUN	5			ZB6Y2311	0.001/0.002
STOP	5			ZB6Y2304	0.001/0.002
UP	5	ZB6Y2307	0.001/0.002		
	German	AB	5	ZB6Y2208	0.001/0.002
		AUF	5	ZB6Y2207	0.001/0.002
		AUS	5	ZB6Y2212	0.001/0.002
		BETRIEB	5	ZB6Y2211	0.001/0.002
		EIN	5	ZB6Y2203	0.001/0.002
		HALT	5	ZB6Y2204	0.001/0.002
		HAND-O-AUTO	5	ZB6Y2287	0.001/0.002
		LINKS	5	ZB6Y2210	0.001/0.002
		ÖFFNEN	5	ZB6Y2213	0.001/0.002
		RECHTS	5	ZB6Y2209	0.001/0.002
		RÜCKSTELLUNG	5	ZB6Y2223	0.001/0.002
		SCHLIESSEN	5	ZB6Y2214	0.001/0.002
		STÖRUNG	5	ZB6Y2234	0.001/0.002
		VOR	5	ZB6Y2205	0.001/0.002
ZURÜCK	5	ZB6Y2206	0.001/0.002		
	Spanish	ADELANTE	5	ZB6Y2405	0.001/0.002
		APERTURA	5	ZB6Y2413	0.001/0.002
		ATRAS	5	ZB6Y2406	0.001/0.002
		BAJADA	5	ZB6Y2408	0.001/0.002
		CIERRE	5	ZB6Y2414	0.001/0.002
		DEFECTO	5	ZB6Y2434	0.001/0.002
		DERECHA	5	ZB6Y2409	0.001/0.002
		EN SERVICIO	5	ZB6Y2411	0.001/0.002
		FUERA SERV.	5	ZB6Y2412	0.001/0.002
		IZQUIERDA	5	ZB6Y2410	0.001/0.002
		MARCHA	5	ZB6Y2403	0.001/0.002
		PARADA	5	ZB6Y2404	0.001/0.002
		REARME	5	ZB6Y2423	0.001/0.002
		SUBIDA	5	ZB6Y2405	0.001/0.002

(1) "Start" functions: white letters on black background. "Stop" functions: white letters on red background (unless otherwise specified above).



ZB6Y2104



ZB6Y2304



ZB6Y2204




ZB6Y2404

Control and signaling units Ø 16 plastic

Harmony XB6 modular

Accessories for heads: legends for insertion, for printing, pre-printed, labelling software, circular legends

To combine with heads: see page 23



ZB6YA003

Sheets of peel-off legends

Description	Application	Sold in lots of	Unit reference	Weight kg/lb
Sheets of 66 peel-off, transparent, self-adhesive legends	Rectangular pilot lights	10	ZB6YD003	0.030/0.066
	Square pilot lights	10	ZB6YC003	0.030/0.066
	Circular pilot lights	10	ZB6YA003	0.030/0.066
	Rectangular illuminated pushbuttons	10	ZB6YD013	0.030/0.066
	Square illuminated pushbuttons	10	ZB6YC013	0.030/0.066
	Circular illuminated pushbuttons	10	ZB6YA013	0.030/0.066

“SIS Label” labelling software

Application	Reference	Weight kg/lb
Legend design for English, French, German, Italian, Spanish	XBY2U	0.100/0.220



XBY2U


Circular legends for Emergency Stop mushroom head pushbuttons (yellow)

Diameter mm	Marking on yellow background	Reference	Weight kg/lb
45	Without (1)	ZB6Y7001	0.001/0.002
	ARRET D'URGENCE (1)	ZB6Y7130	0.001/0.002
	EMERGENCY STOP (1)	ZB6Y7330	0.001/0.002
	PARADA EMERGENCIA (1)	ZB6Y7430	0.001/0.002
	ARRESTO EMERGENZA (1)	ZB6Y7630	0.001/0.002
	NOT-HALT (1)	ZB6Y7230	0.001/0.002

XB6_631_CPODA20161005



ZB6Y7130

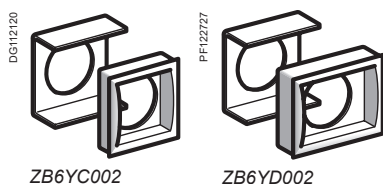
(1) For complying with EN/ISO 13850 standard, paragraph 4.4.6., Emergency Stop function logo  has been added.

To combine with heads:
see page 23

Control and signaling units Ø 16 plastic

Harmony XB6 modular

Accessories for pushbuttons and pilot lights

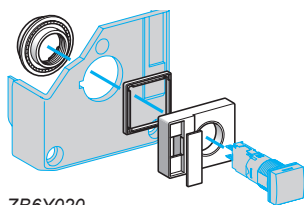


ZB6YC002

ZB6YD002



ZB6Y010




ZB6Y020




ZB6Y007



ZB6Y001



ZB6YA001



ZB6YD001



ZB6Y003



ZB6Y005

Mounting accessories

Description	Application	Sold in lots of	Unit reference	Weight kg/lb	
Adapters for flush mounting	For flush mounting a circular pushbutton, switch or pilot light in a Ø 22 mm/0.866 in. hole	10	ZB6YA002	0.030/0.066	
	For flush mounting a square pushbutton, switch or pilot light in a Ø 21 x 21 mm/0.827 x 0.827 in. square hole	5	ZB6YC002	0.032/0.071	
	For flush mounting a rectangular pushbutton, switch or pilot light in a Ø 21 x 27/0.827 x 1.063 in. rectangular hole	5	ZB6YD002	0.032/0.071	
Plug-in socket adapter	Printed circuit board mounting	10	ZB6Y010	0.004/0.009	
Dummy contact block housing (without contacts)	Printed circuit board mounting	Without pins for printed circuit	10	ZB6Y006	0.001/0.002
		With pins for printed circuit	10	ZB6Y006A	0.001/0.002
Adapter for XAL control station (Ø 22 mm/0.866 in. to Ø 16mm/0.630 in. reducer)	Ø 16 circular, square or rectangular units	5	ZB6Y020	0.038/0.084	

Bulbs

Description	Voltage	Sold in lots of	Unit reference	Weight kg/lb
Incandescent bulbs	6 V	6	ZB6YA006	0.002/0.004
	12 V	10	ZB6YJ012	0.002/0.004
	24 V (1)	20	ZB6YB028	0.002/0.004
Neon bulbs	110 / 230 V (2)	5	ZB6YG095	0.002/0.004

Accessories for key switches

Description	Application	Sold in lots of	Unit reference	Weight kg/lb
Ronis key no. 200	Key switches	2	ZB6Y007	0.006/0.013
Ronis key no. 201	Key switches	2	ZB6Y201	0.006/0.013
Ronis key no. 202	Key switches	2	ZB6Y202	0.006/0.013
Ronis key no. 203	Key switches	2	ZB6Y203	0.006/0.013
DOM 311 key	Key switches	2	ZB6Y008	0.006/0.013

Protection accessories

Protective cover	Protection of contacts against direct finger contact	10	ZB6Y001	0.005/0.011
Protective shutters (3)	Circular or square pushbuttons and switches	1	ZB6YA001	0.003/0.007
	Rectangular pushbuttons and switches	1	ZB6YD001	0.003/0.007

Miscellaneous accessories

Anti-rotation plate	Selector switches, Emergency stop buttons	10	ZB6Y003	0.001/0.002
Nut	Securing head on support	10	ZB6Y002	0.001/0.002
Dismantling tool	Removal of contact blocks from body/fixing collar	5	ZB6Y018	0.005/0.011
Extractor	Removal of pushbutton caps	5	ZB6Y016	0.010/0.022
Bezel tightening tool + bulb extractor	Tightening and slackening the bezel and changing bulbs	2	ZB6Y905	0.006/0.013
Metal assembly tool	Tightening of fixing nut	1	ZB6Y906	0.022/0.049
Dismantling tool kit, comprising 3 tools	Removal of contacts, fixing nuts and pushbutton caps	1	ZB6Y019	0.030/0.066
Female Faston connector	–	100	ZB6Y004	0.002/0.004
Blanking plug	–	10	ZB6Y005	0.001/0.002

(1) 28 V bulb supplied for use on 24 V.

(2) 95 V bulb supplied for use on 110/230 V.

(3) The thickness of the protective shutters must be taken into account when fitting with plug-in socket adapter (ZB6Y010).

X					
XB6ECF4B1P	13	XB6EDA51P	10	XB6EDW6B2P	12
XB6ECF4B2P	13	XB6EDA52P	10	XB6EDW6J1P	12
XB6ECF4J1P	13	XB6EDA61P	10	XB6EDW6J2P	12
XB6ECF4J2P	13	XB6EDA62P	10	XB6EDW8B1P	12
XB6ECF5B1P	13	XB6EDD221P	14	XB6EDW8B2P	12
XB6ECF5B2P	13	XB6EDD222P	14	XB6EDW8J1P	12
XB6ECF5J1P	13	XB6EDD232P	14	XB6EDW8J2P	12
XB6ECF5J2P	13	XB6EDF1B1P	13	XB6ETI522P	13
XB6ECF6B1P	13	XB6EDF1B2P	13	XB6ETI523P	13
XB6ECF6B2P	13	XB6EDF1J1P	13	XB6ETN521P	13
XB6ECF6J1P	13	XB6EDF1J2P	13	XBY2U	44
XB6ECF6J2P	13	XB6EDF3B1P	13		
XB6ECF8B1P	13	XB6EDF3B2P	13	Z	
XB6ECF8B2P	13	XB6EDF3J1P	13	ZB6AA0	27
XB6ECF8J1P	13	XB6EDF3J2P	13	ZB6AA1	27
XB6ECF8J2P	13	XB6EDF4B1P	13	ZB6AA2	27
XB6ECG221P	14	XB6EDF4B2P	13	ZB6AA3	27
XB6ECG222P	14	XB6EDF4J1P	13	ZB6AA4	27
XB6ECG232P	14	XB6EDF4J2P	13	ZB6AA5	27
XB6ECV1BP	11	XB6EDF5B1P	13	ZB6AA6	27
XB6ECV1JP	11	XB6EDF5B2P	13	ZB6AA9	27
XB6ECV3BP	11	XB6EDF5J1P	13	ZB6AC1	27
XB6ECV3JP	11	XB6EDF5J2P	13	ZB6AC2	27
XB6ECV4BP	11	XB6EDF6B1P	13	ZB6AC3	27
XB6ECV4JP	11	XB6EDF6B2P	13	ZB6AC5	27
XB6ECV5BP	11	XB6EDF6J1P	13	ZB6AC6	27
XB6ECV5JP	11	XB6EDF6J2P	13	ZB6AD02	32
XB6ECV6BP	11	XB6EDF6B1P	13	ZB6AD03	32
XB6ECV6JP	11	XB6EDF8B1P	13	ZB6AD04	32
XB6ECV8BP	11	XB6EDF8B2P	13	ZB6AD05	32
XB6ECV8JP	11	XB6EDF8J1P	13	ZB6AD06	32
XB6ECW1B1P	12	XB6EDF8J2P	13	ZB6AD07	32
XB6ECW1B2P	12	XB6EDG221P	14	ZB6AD08	32
XB6ECW1J1P	12	XB6EDG222P	14	ZB6AD22	30
XB6ECW1J2P	12	XB6EDG232P	14	ZB6AD23	30
XB6ECW3B1P	12	XB6EDV1BP	11	ZB6AD24	30
XB6ECW3B2P	12	XB6EDV1JP	11	ZB6AD25	30
XB6ECW3J1P	12	XB6EDV3BP	11	ZB6AD26	30
XB6ECW3J2P	12	XB6EDV3JP	11	ZB6AD27	30
XB6ECW4B1P	12	XB6EDV4BP	11	ZB6AD28	30
XB6ECW4B2P	12	XB6EDV4JP	11	ZB6AD42	30
XB6ECW4J1P	12	XB6EDV5BP	11	ZB6AD43	30
XB6ECW4J2P	12	XB6EDV5JP	11	ZB6AD44	30
XB6ECW5B1P	12	XB6EDV6BP	11	ZB6AD45	30
XB6ECW5B2P	12	XB6EDV6JP	11	ZB6AD46	30
XB6ECW5J1P	12	XB6EDV8BP	11	ZB6AD47	30
XB6ECW5J2P	12	XB6EDV8JP	11	ZB6AD48	30
XB6ECW6B1P	12	XB6EDW1B1P	12	ZB6AE1	23
XB6ECW6B2P	12	XB6EDW1B2P	12	ZB6AE3	23
XB6ECW6J1P	12	XB6EDW1J1P	12	ZB6AE4	23
XB6ECW6J2P	12	XB6EDW1J2P	12	ZB6AE5	23
XB6ECW8B1P	12	XB6EDW3B1P	12	ZB6AE6	23
XB6ECW8B2P	12	XB6EDW3B2P	12	ZB6AE8	23
XB6ECW8J1P	12	XB6EDW3J1P	12	ZB6AE9	23
XB6ECW8J2P	12	XB6EDW3J2P	12	ZB6AF0	24
XB6EDA11P	10	XB6EDW4B1P	12	ZB6AF1	24
XB6EDA12P	10	XB6EDW4B2P	12	ZB6AF3	24
XB6EDA21P	10	XB6EDW4J1P	12	ZB6AF4	24
XB6EDA22P	10	XB6EDW4J2P	12	ZB6AF5	24
XB6EDA31P	10	XB6EDW5B1P	12	ZB6AF6	24
XB6EDA32P	10	XB6EDW5B2P	12	ZB6AF8	24
XB6EDA41P	10	XB6EDW5J1P	12	ZB6AF9	24
XB6EDA42P	10	XB6EDW5J2P	12	ZB6AGA	35
		XB6EDW6B1P	12	ZB6AGB	35
				ZB6AGC	35
				ZB6AGD	35
				ZB6AGE	35
				ZB6AGF	35
				ZB6AGG	35
				ZB6AGH	35
				ZB6AGJ	35
				ZB6AGK	35
				ZB6AGL	35
				ZB6AGM	35
				ZB6AGN	35
				ZB6AGP	35
				ZB6AGQ	35
				ZB6AGR	35
				ZB6AGS	35
				ZB6AGT	35
				ZB6AS834	28
				ZB6AS934	28
				ZB6AV0	25
				ZB6AV1	25
				ZB6AV3	25
				ZB6AV4	25
				ZB6AV5	25
				ZB6AV6	25
				ZB6AV8	25
				ZB6AV9	25
				ZB6AW0	23
				ZB6AW1	23
				ZB6AW3	23
				ZB6AW4	23
				ZB6AW5	23
				ZB6AW6	23
				ZB6AW8	23
				ZB6AW9	23
				ZB6CA0	27
				ZB6CA1	27
				ZB6CA2	27
				ZB6CA3	27
				ZB6CA4	27
				ZB6CA5	27
				ZB6CA6	27
				ZB6CA9	27
				ZB6CD02	32
				ZB6CD03	32
				ZB6CD04	32
				ZB6CD05	32
				ZB6CD06	32
				ZB6CD07	32
				ZB6CD08	32
				ZB6CD22	30
				ZB6CD23	30
				ZB6CD24	30
				ZB6CD25	30
				ZB6CD26	30
				ZB6CD27	30
				ZB6CD28	30
				ZB6CD42	30
				ZB6CD43	30
				ZB6CD44	30
				ZB6CD45	30
				ZB6CD46	30
				ZB6CD47	30
				ZB6CE1	23
				ZB6CE3	23
				ZB6CE4	23
				ZB6CE5	23
				ZB6CE6	23
				ZB6CE8	23
				ZB6CE9	23
				ZB6CF0	24
				ZB6CF1	24
				ZB6CF3	24
				ZB6CF4	24
				ZB6CF5	24
				ZB6CF6	24
				ZB6CF8	24
				ZB6CF9	24
				ZB6CGA	34
				ZB6CGB	34
				ZB6CGC	34
				ZB6CGD	34
				ZB6CGE	34
				ZB6CGF	34
				ZB6CGG	34
				ZB6CGH	34
				ZB6CGJ	34
				ZB6CGK	34
				ZB6CGL	34
				ZB6CGM	34
				ZB6CGN	34
				ZB6CGP	34
				ZB6CGQ	34
				ZB6CGR	34
				ZB6CGS	34
				ZB6CGT	34
				ZB6CV0	25
				ZB6CV1	25
				ZB6CV3	25
				ZB6CV4	25
				ZB6CV5	25
				ZB6CV6	25
				ZB6CV8	25
				ZB6CV9	25
				ZB6CW0	23
				ZB6CW1	23
				ZB6CW3	23
				ZB6CW4	23
				ZB6CW5	23
				ZB6CW6	23
				ZB6CW8	23
				ZB6CW9	23
				ZB6DA0	27
				ZB6DA1	27
				ZB6DA2	27
				ZB6DA3	27
				ZB6DA4	27
				ZB6DA5	27
				ZB6DA6	27
				ZB6DA9	27
				ZB6DD02	32
				ZB6DD03	32
				ZB6DD04	32
				ZB6DD05	32
				ZB6DD06	32
				ZB6DD07	32
				ZB6DD08	32
				ZB6DD22	30

Control and signaling units Ø 16 plastic

Harmony XB6

Product reference index

ZB6DD23	30	ZB6E2B	37	ZB6Y2179	42	ZB6YA101	39	ZB6YA441	40
ZB6DD24	30	ZB6E2D	37	ZB6Y2186	42	ZB6YA102	39	ZB6YA626	40
ZB6DD25	30	ZB6E2E	37	ZB6Y2187	43	ZB6YA103	39	ZB6YAA1	38
ZB6DD26	30	ZB6EB1A	37	ZB6Y2190	42	ZB6YA104	39	ZB6YAA2	38
ZB6DD27	30	ZB6EB1B	37	ZB6Y2203	43	ZB6YA105	39	ZB6YAA3	38
ZB6DD28	30	ZB6EB3A	37	ZB6Y2204	43	ZB6YA106	39	ZB6YAA4	38
ZB6DD42	30	ZB6EB3B	37	ZB6Y2205	43	ZB6YA107	39	ZB6YAA5	38
ZB6DD43	30	ZB6EB4A	37	ZB6Y2206	43	ZB6YA108	39	ZB6YAA6	38
ZB6DD44	30	ZB6EB4B	37	ZB6Y2207	43	ZB6YA109	39	ZB6YAE1	38
ZB6DD45	30	ZB6EB5A	37	ZB6Y2208	43	ZB6YA111	39	ZB6YAE3	38
ZB6DD46	30	ZB6EB5B	37	ZB6Y2209	43	ZB6YA112	40	ZB6YAE4	38
ZB6DD47	30	ZB6EB6A	37	ZB6Y2210	43	ZB6YA113	40	ZB6YAE5	38
ZB6DD48	30	ZB6EB6B	37	ZB6Y2211	43	ZB6YA114	40	ZB6YAE6	38
ZB6DE1	23	ZB6EB8A	37	ZB6Y2212	43	ZB6YA115	40	ZB6YAE8	38
ZB6DE3	23	ZB6EB8B	37	ZB6Y2213	43	ZB6YA116	40	ZB6YAV1	38
ZB6DE4	23	ZB6EG0B	37	ZB6Y2214	43	ZB6YA117	40	ZB6YAV3	38
ZB6DE5	23	ZB6EG1B	37	ZB6Y2223	43	ZB6YA118	40	ZB6YAV4	38
ZB6DE6	23	ZB6EG3B	37	ZB6Y2234	43	ZB6YA119	41	ZB6YAV5	38
ZB6DE8	23	ZB6EG4B	37	ZB6Y2287	43	ZB6YA120	41	ZB6YAV6	38
ZB6DE9	23	ZB6EG5B	37	ZB6Y2303	43	ZB6YA121	41	ZB6YAV8	38
ZB6DF0	24	ZB6EG6B	37	ZB6Y2304	43	ZB6YA122	41	ZB6YAW1	38
ZB6DF1	24	ZB6EG8B	37	ZB6Y2305	43	ZB6YA127	41	ZB6YAW3	38
ZB6DF3	24	ZB6EH0A	37	ZB6Y2306	43	ZB6YA128	41	ZB6YAW4	38
ZB6DF4	24	ZB6EH0B	37	ZB6Y2307	43	ZB6YA129	40	ZB6YAW5	38
ZB6DF5	24	ZB6EM0B	37	ZB6Y2308	43	ZB6YA130	41	ZB6YAW6	38
ZB6DF6	24	ZB6EM1B	37	ZB6Y2309	43	ZB6YA131	41	ZB6YAW8	38
ZB6DF8	24	ZB6EM3B	37	ZB6Y2310	43	ZB6YA132	41	ZB6YB028	45
ZB6DF9	24	ZB6EM4B	37	ZB6Y2311	43	ZB6YA133	41	ZB6YC002	45
ZB6DGA	33	ZB6EM5B	37	ZB6Y2312	43	ZB6YA134	41	ZB6YC003	44
ZB6DGB	33	ZB6EM6B	37	ZB6Y2313	43	ZB6YA200	39	ZB6YC013	44
ZB6DGC	33	ZB6EM8B	37	ZB6Y2314	43	ZB6YA201	39	ZB6YC100	39
ZB6DGD	33	ZB6Y001	45	ZB6Y2323	43	ZB6YA202	39	ZB6YC101	39
ZB6DGE	33	ZB6Y002	45	ZB6Y2334	43	ZB6YA203	39	ZB6YC102	39
ZB6DGF	33	ZB6Y003	45	ZB6Y2387	43	ZB6YA204	39	ZB6YC103	39
ZB6DGG	33	ZB6Y004	45	ZB6Y2403	43	ZB6YA205	39	ZB6YC104	39
ZB6DGH	33	ZB6Y005	15	ZB6Y2404	43	ZB6YA206	39	ZB6YC105	39
ZB6DGJ	33		45	ZB6Y2405	43	ZB6YA207	39	ZB6YC106	39
ZB6DGK	33	ZB6Y006	45	ZB6Y2406	43	ZB6YA208	39	ZB6YC107	39
ZB6DGL	33	ZB6Y006A	45	ZB6Y2408	43	ZB6YA209	39	ZB6YC108	39
ZB6DGM	33	ZB6Y007	45	ZB6Y2409	43	ZB6YA210	39	ZB6YC109	39
ZB6DGN	33	ZB6Y008	45	ZB6Y2410	43	ZB6YA212	40	ZB6YC111	39
ZB6DGP	33	ZB6Y009	36	ZB6Y2411	43	ZB6YA213	40	ZB6YC112	40
ZB6DGQ	33	ZB6Y010	45	ZB6Y2412	43	ZB6YA214	40	ZB6YC113	40
ZB6DGR	33	ZB6Y011	36	ZB6Y2413	43	ZB6YA215	40	ZB6YC114	40
ZB6DGS	33	ZB6Y016	45	ZB6Y2414	43	ZB6YA219	41	ZB6YC115	40
ZB6DGT	33	ZB6Y018	45	ZB6Y2423	43	ZB6YA220	41	ZB6YC116	40
ZB6DP2	30	ZB6Y019	45	ZB6Y2434	43	ZB6YA221	41	ZB6YC117	40
ZB6DV0	25	ZB6Y020	45	ZB6Y2900	42	ZB6YA222	40	ZB6YC118	40
ZB6DV1	25	ZB6Y1001	42	ZB6Y3001	42	ZB6YA223	40	ZB6YC119	41
ZB6DV3	25	ZB6Y1900	42	ZB6Y3900	42	ZB6YA224	40	ZB6YC120	41
ZB6DV4	25	ZB6Y2001	42	ZB6Y4001	42	ZB6YA225	40	ZB6YC121	41
ZB6DV5	25	ZB6Y201	45	ZB6Y4900	42	ZB6YA227	41	ZB6YC122	41
ZB6DV6	25	ZB6Y202	45	ZB6Y56	15	ZB6YA228	41	ZB6YC127	41
ZB6DV8	25	ZB6Y203	45	ZB6Y7001	44	ZB6YA229	40	ZB6YC128	41
ZB6DV9	25	ZB6Y2103	43	ZB6Y7130	44	ZB6YA230	41	ZB6YC129	40
ZB6DW0	23	ZB6Y2104	43	ZB6Y7230	44	ZB6YA231	41	ZB6YC130	41
ZB6DW1	23	ZB6Y2105	43	ZB6Y7330	44	ZB6YA232	41	ZB6YC131	41
ZB6DW3	23	ZB6Y2106	43	ZB6Y7430	44	ZB6YA233	41	ZB6YC132	41
ZB6DW4	23	ZB6Y2107	43	ZB6Y7630	44	ZB6YA234	41	ZB6YC133	41
ZB6DW5	23	ZB6Y2108	43	ZB6Y905	15	ZB6YA311	39	ZB6YC134	41
ZB6DW6	23	ZB6Y2109	43		45	ZB6YA316	40	ZB6YC200	39
ZB6DW8	23	ZB6Y2110	43	ZB6Y906	45	ZB6YA317	40	ZB6YC201	39
ZB6DW9	23	ZB6Y2111	43	ZB6YA001	15	ZB6YA318	40	ZB6YC202	39
ZB6E1A	37	ZB6Y2112	43		45	ZB6YA340	40	ZB6YC203	39
ZB6E1B	37	ZB6Y2113	43	ZB6YA002	45	ZB6YA410	39	ZB6YC204	39
ZB6E1D	37	ZB6Y2114	43	ZB6YA003	44	ZB6YA423	40	ZB6YC205	39
ZB6E1E	37	ZB6Y2123	43	ZB6YA006	45	ZB6YA424	40	ZB6YC206	39
ZB6E2A	37	ZB6Y2134	43	ZB6YA013	44	ZB6YA425	40	ZB6YC207	39
		ZB6Y2178	42	ZB6YA100	39				

ZB6YC208	39	ZB6YD106	39	ZB6YD423	40
ZB6YC209	39	ZB6YD107	39	ZB6YD424	40
ZB6YC210	39	ZB6YD108	39	ZB6YD425	40
ZB6YC212	40	ZB6YD109	39	ZB6YD441	40
ZB6YC213	40	ZB6YD111	39	ZB6YD626	40
ZB6YC214	40	ZB6YD112	40	ZB6YDA1	38
ZB6YC215	40	ZB6YD113	40	ZB6YDA2	38
ZB6YC219	41	ZB6YD114	40	ZB6YDA3	38
ZB6YC220	41	ZB6YD115	40	ZB6YDA4	38
ZB6YC221	41	ZB6YD116	40	ZB6YDA5	38
ZB6YC222	41	ZB6YD117	40	ZB6YDA6	38
ZB6YC223	40	ZB6YD118	40	ZB6YDE1	38
ZB6YC224	40	ZB6YD119	41	ZB6YDE3	38
ZB6YC225	40	ZB6YD120	41	ZB6YDE4	38
ZB6YC227	41	ZB6YD121	41	ZB6YDE5	38
ZB6YC228	41	ZB6YD122	41	ZB6YDE6	38
ZB6YC229	40	ZB6YD127	41	ZB6YDE8	38
ZB6YC230	41	ZB6YD128	41	ZB6YDV1	38
ZB6YC231	41	ZB6YD129	40	ZB6YDV3	38
ZB6YC232	41	ZB6YD130	41	ZB6YDV4	38
ZB6YC233	41	ZB6YD131	41	ZB6YDV5	38
ZB6YC234	41	ZB6YD132	41	ZB6YDV6	38
ZB6YC311	39	ZB6YD133	41	ZB6YDV8	38
ZB6YC316	40	ZB6YD134	41	ZB6YDW1	38
ZB6YC317	40	ZB6YD2	32	ZB6YDW3	38
ZB6YC318	40	ZB6YD20	42	ZB6YDW4	38
ZB6YC340	40	ZB6YD200	39	ZB6YDW5	38
ZB6YC410	39	ZB6YD201	39	ZB6YDW6	38
ZB6YC423	40	ZB6YD202	39	ZB6YDW8	38
ZB6YC424	40	ZB6YD203	39	ZB6YF01	15
ZB6YC425	40	ZB6YD204	39	ZB6YF02	15
ZB6YC441	40	ZB6YD205	39	ZB6YF03	15
ZB6YC626	40	ZB6YD206	39	ZB6YF04	15
ZB6YCA1	38	ZB6YD207	39	ZB6YF05	15
ZB6YCA2	38	ZB6YD208	39	ZB6YG095	45
ZB6YCA3	38	ZB6YD209	39	ZB6YJ012	45
ZB6YCA4	38	ZB6YD21	42	ZB6YK1	32
ZB6YCA5	38	ZB6YD210	39	ZB6YK3	32
ZB6YCA6	38	ZB6YD212	40	ZB6YK4	32
ZB6YCE1	38	ZB6YD213	40	ZB6YK5	32
ZB6YCE3	38	ZB6YD214	40	ZB6YK6	32
ZB6YCE4	38	ZB6YD215	40	ZB6YK8	32
ZB6YCE5	38	ZB6YD219	41	ZB6Z1B	36
ZB6YCE6	38	ZB6YD22	42	ZB6Z2B	36
ZB6YCE8	38	ZB6YD220	41	ZB6Z3B	36
ZB6YCV1	38	ZB6YD221	41	ZB6Z4B	36
ZB6YCV3	38	ZB6YD222	41	ZB6Z5B	36
ZB6YCV4	38	ZB6YD223	40	ZB6ZB11B	36
ZB6YCV5	38	ZB6YD224	40	ZB6ZB15B	36
ZB6YCV6	38	ZB6YD225	40	ZB6ZB31B	36
ZB6YCV8	38	ZB6YD227	41	ZB6ZB35B	36
ZB6YCW1	38	ZB6YD228	41	ZB6ZB42B	36
ZB6YCW3	38	ZB6YD229	40	ZB6ZB45B	36
ZB6YCW4	38	ZB6YD230	41	ZB6ZB51B	36
ZB6YCW5	38	ZB6YD231	41	ZB6ZB52B	36
ZB6YCW6	38	ZB6YD232	41	ZB6ZB55B	36
ZB6YCW8	38	ZB6YD233	41	ZB6ZB65B	36
ZB6YD001	15	ZB6YD234	41	ZB6ZH01B	36
ZB6YD002	45	ZB6YD30	42	ZB6ZH02B	36
ZB6YD003	44	ZB6YD31	42	ZB6ZH05B	36
ZB6YD013	44	ZB6YD311	39		
ZB6YD100	39	ZB6YD316	40		
ZB6YD101	39	ZB6YD317	40		
ZB6YD102	39	ZB6YD318	40		
ZB6YD103	39	ZB6YD32	42		
ZB6YD104	39	ZB6YD340	40		
ZB6YD105	39	ZB6YD4	32		
		ZB6YD410	39		

mySchneider, your personalized digital experience

Access an all-in-one customized online experience and benefit from tailored business services, resources, and tools to efficiently support your business operations.

- **Efficiency:** In just a few clicks, find all the information and support you need to get the job done.
- **Simplicity:** Use a single login to access all business services, in one place, available 24/7. You no longer need to log in to multiple platforms.
- **Personalization:** Benefit from content, tools, and business services tailored to your activity, and customize your landing page based on your preferences.

Watch the How-to Videos



Order management

- > [Select Products and Add to Cart](#)
- > [Check for Products' Price and Availability](#)
- > [Order Products with Generic Commercial References](#)



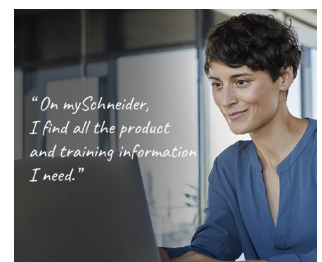
Product information

- > [Find a Product Data Sheet and Related Documents](#)
- > [Select Products and Add to Cart](#)
- > [Stay Up to Date on the Status of My Products](#)



Support

- > [Get Quicker Answers Thanks to Online Support](#)



Training

- > [Access Trainings Dedicated to My Activity](#)

[Create your account](#)

Life Is 

Schneider
Electric

Legal information

The information provided in this Catalog contains description of Schneider Electric products, solutions and services ("Offer") with technical specifications and technical characteristics of the performance of the corresponding Offer.

The content of this document is subject to revision at any time without notice due to continued progress in methodology, design and manufacturing.

To the extent permitted by applicable law, no responsibility or liability is assumed by Schneider Electric and its subsidiaries for any type of damages arising out of or in connection with (i) informational content of this Catalog not conforming with or exceeding the technical specifications, or (ii) any error contained in this Catalog, or (iii) any use, decision, act or omission made or taken on basis of or in reliance on any information contained or referred to in this Catalog.

SCHNEIDER ELECTRIC MAKES NO WARRANTY OR REPRESENTATION OF ANY KIND, WHETHER EXPRESS OR IMPLIED, AS TO WHETHER THIS CATALOG OR ANY INFORMATION CONTAINED THEREIN SUCH AS PRODUCTS AND SERVICES WILL MEET REQUIREMENTS, EXPECTATIONS OR PURPOSE OF ANY PERSON MAKING USE THEREOF.

Schneider Electric brand and any trademarks of Schneider Electric and its subsidiaries referred to in this Catalog are property of Schneider Electric or its subsidiaries. All other brands are trademarks of their respective owners.

This Catalog and its content are protected under applicable copyright laws and provided for informative use only. No part of this Catalog may be reproduced or transmitted in any form or by any means (electronic, mechanical, photocopying, recording, or otherwise), for any purpose, without the prior written permission of Schneider Electric.

Copyright, intellectual, and all other proprietary rights in the content of this Catalog (including but not limited to software, audio, video, text, and photographs) rests with Schneider Electric or its licensors. All rights in such content not expressly granted herein are reserved. No rights of any kind are licensed or assigned or shall otherwise pass to persons accessing this information.

Life Is On



Learn more about our products at www.se.com

Design: Schneider Electric
Photos: Schneider Electric

Schneider Electric Industries SAS

Head Office
35, rue Joseph Monier - CS 30323
F-92500 Rueil-Malmaison Cedex
France

DIA5ED2130406EN
July 2024 - V4.0