

560W MBB

MB
Series

Higher output power



Lower temperature coefficient



More reliable, more stable power generation



Less shading effect



12-year product warranty



30-year linear power output warranty

Half-cell Module JAM72D30 MB 535-560

Comprehensive Certificates

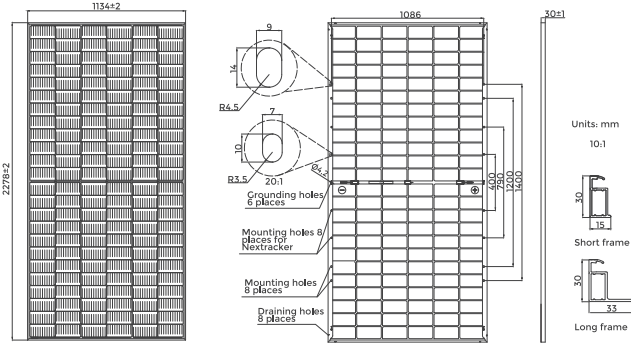
- IEC 61215, IEC 61730, UL 61215, UL 61730
- ISO 9001: 2015 Quality management systems
- ISO 14001: 2015 Environmental management systems
- ISO 45001: 2018 Occupational health and safety management systems
- IEC 62941: 2019 Terrestrial photovoltaic (PV) modules - Quality system for PV module manufacturing



560W MBB

535-560
JAM72D30

MB
Series



Remark: customized frame color and cable length available upon request

Cell	Mono
Weight	31.8kg
Dimensions	2278±2mm×1134±2mm×30±1mm
Cable Cross Section Size	4mm ² (IEC) , 12 AWG (UL)
No. of cells	144(6x24)
Junction Box	IP68, 3 diodes
Connector	QC 4.10-35I/ MC4-EVO2A
Cable Length (Including Connector)	Portrait: 300mm(+)/400mm(-); Landscape: 1300mm(+)/1300mm(-)
Front Glass/Back Glass	2.0mm/2.0mm
Packaging Configuration	36pcs/Pallet, 720pcs/40ft Container

ELECTRICAL PARAMETERS AT STC

TYPE	JAM72D30 -535/MB	JAM72D30 -540/MB	JAM72D30 -545/MB	JAM72D30 -550/MB	JAM72D30 -555/MB	JAM72D30 -560/MB
Rated Maximum Power(Pmax) [W]	535	540	545	550	555	560
Open Circuit Voltage(Voc) [V]	49.45	49.60	49.75	49.90	50.02	50.15
Maximum Power Voltage(Vmp) [V]	41.47	41.64	41.80	41.96	42.11	42.27
Short Circuit Current(Isc) [A]	13.79	13.86	13.93	14.00	14.07	14.14
Maximum Power Current(Imp) [A]	12.90	12.97	13.04	13.11	13.18	13.25
Module Efficiency [%]	20.7	20.9	21.1	21.3	21.5	21.7
Power Tolerance	0~+5W					
Temperature Coefficient of Isc(α _{Isc})	+0.045%/ C					
Temperature Coefficient of Voc(β _{Voc})	-0.275%/ C					
Temperature Coefficient of Pmax(γ _{Pmp})	-0.350%/ C					

STC Irradiance 1000W/m², cell temperature 25 °C, AM1.5G

Remark: Electrical data in this catalog do not refer to a single module and they are not part of the offer. They only serve for comparison among different module types.

ELECTRICAL CHARACTERISTICS WITH 10% SOLAR IRRADIATION RATIO

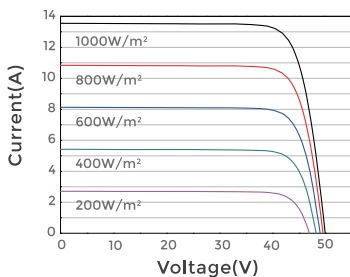
TYPE	JAM72D30 -535/MB	JAM72D30 -540/MB	JAM72D30 -545/MB	JAM72D30 -550/MB	JAM72D30 -555/MB	JAM72D30 -560/MB
Rated Max Power(Pmax) [W]	572	578	583	589	594	599
Open Circuit Voltage(Voc) [V]	49.80	49.93	50.03	50.21	50.31	50.45
Max Power Voltage(Vmp) [V]	41.47	41.65	41.78	41.95	42.11	42.26
Short Circuit Current(Isc) [A]	14.76	14.83	14.91	14.98	15.13	15.20
Max Power Current(Imp) [A]	13.80	13.88	13.95	14.03	14.18	14.25
NOCT	10%					

*For NexTracker installations, maximum static load please take compatibility approve letter between JA Solar and NexTracker for reference.

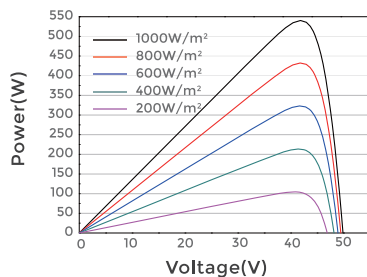
**Bifaciality=Pmax,rear/Rated Pmax,front

CHARACTERISTICS

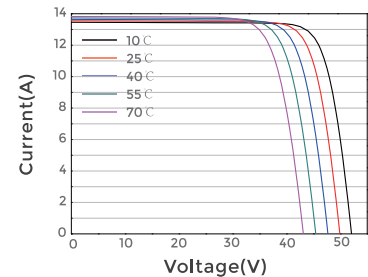
Current-Voltage Curve JAM72D30-540/MB



Power-Voltage Curve JAM72D30-540/MB

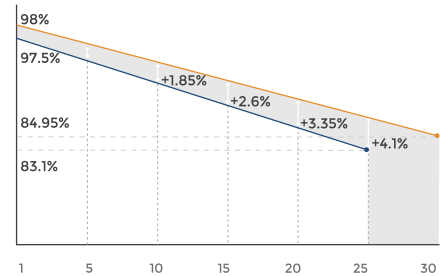


Current-Voltage Curve JAM72D30-540/MB



SUPERIOR WARRANTY

0.45% Annual Degradation Over 30 years



- Bifacial double glass module linear power warranty
- Standard module linear power warranty

OPERATING CONDITIONS

Maximum System Voltage	1500V DC
Operating Temperature	-40°C~+85°C
Maximum Series Fuse Rating	30A
Maximum Static Load,Front*	5400Pa(112lb/ft ²)
Maximum Static Load,Back*	2400Pa(50lb/ft ²)
NOCT	45±2°C
Bifaciality**	70%±10%
Fire Performance	UL Type 29