

TIGER Neo

72HL4-BDV

570-590 Watt

BIFACIAL MODULE WITH DUAL GLASS

N-type



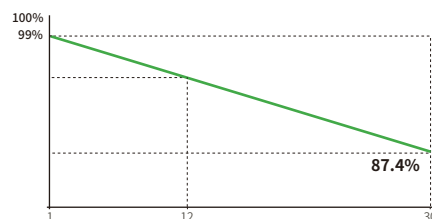
N-type Technology

N-type modules with Tunnel Oxide Passivating Contacts (TOPCon) technology offer lower LID/LeTID degradation and better low light performance.



HOT 2.0 Technology

N-type modules with JinkoSolar's HOT 2.0 technology offer better reliability and efficiency.



Dual-Sided Power Generation

Dual-sided power generation gain increases with backside exposure to light, significantly reducing LCOE.



Mechanical Load Enhanced

Certified to withstand:

5400 Pa front side max static test load
2400 Pa rear side max static test load

12 Year Product Warranty | **30 Year** Linear Power Warranty | **1%** First-year Degradation | **0.4%** Annual Degradation Over 30 Years

- IEC61215 (2016) / IEC61730 (2016)
- IEC61701 / IEC62716 / IEC60068 / IEC62804
- ISO9001:2015: Quality Management System
- ISO14001:2015: Environment Management System
- ISO45001:2018: Occupational health and safety management systems



SMBB Technology

Better light trapping and current collection to improve module power output and reliability.



Anti-PID Guarantee

Minimizes the chance of degradation caused by PID phenomena through optimization of cell production technology and material control.



POSITIVE QUALITY™
Continuous Quality Assurance

JKM570-590N-72HL4-BDV-F8-EN

72HL4-BDV 570-590 Watt

Mechanical Characteristics

Cell Type	N- type Mono-crystalline
No. of cells	144 (72×2)
Dimensions	2278×1134×30 mm
Weight	31.0 kg
Front Glass	2.0 mm, Anti-Reflection Coating
Back Glass	2.0 mm, Heat Strengthened Glass
Frame	Anodized Aluminium Alloy
Junction Box	IP68 Rated
Protection Class	Class II
IEC Fire Type	Class C
Output Cables	4.0 mm ² (+): 400 mm , (-): 200 mm or Customized Length

Packaging Configuration

Pallet Dimensions	2338×1140×1251 mm
Packing Detail (Two pallets = One stack)	36 pcs/pallets, 72 pcs/stack, 720 pcs/ 40'HQ Container

Specifications (STC)

Maximum Power - Pmax [Wp]	570	575	580	585	590
Maximum Power Voltage - Vmp [V]	43.58	43.73	43.88	44.02	44.17
Maximum Power Current - Imp [A]	13.08	13.15	13.22	13.29	13.36
Open-circuit Voltage - Voc [V]	52.10	52.30	52.50	52.70	52.90
Short-circuit Current - Isc [A]	13.83	13.89	13.95	14.01	14.07
Module Efficiency STC [%]	22.07	22.26	22.45	22.65	22.84
Power Tolerance			0 ~ +3 %		
Temperature Coefficients of Pmax			-0.29 %/°C		
Temperature Coefficients of Voc			-0.25 %/°C		
Temperature Coefficients of Isc			0.045 %/°C		

STC: Irradiance 1000W/m², Cell Temperature 25°C, AM=1.5

Specifications (NOCT)

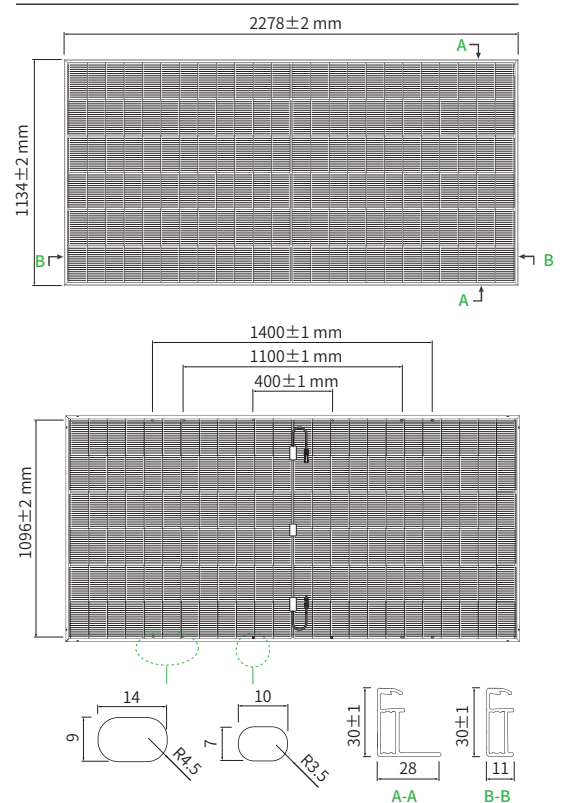
Maximum Power - Pmax [Wp]	430	433	437	441	445
Maximum Power Voltage - Vmp [V]	40.56	40.73	40.89	41.05	41.21
Maximum Power Current - Imp [A]	10.59	10.64	10.69	10.74	10.79
Open-circuit Voltage - Voc [V]	49.49	49.68	49.87	50.06	50.25
Short-circuit Current - Isc [A]	11.16	11.21	11.26	11.31	11.36

NOCT: Irradiance 800W/m², Ambient Temperature 20°C, AM=1.5, Wind Speed 1m/s

Application Conditions

Operating Temperature	-40 °C ~ +85 °C
Maximum System Voltage	1500 VDC (IEC)
Maximum Series Fuse Rating	30 A
Nominal Operating Cell Temperature -NOCT	45 ± 2 °C
Refer. Bifacial Factor	80 ± 5 %

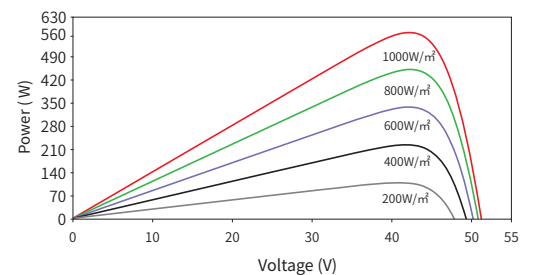
Engineering Drawings



Note: For specific dimensions and tolerance ranges, please refer to the corresponding detailed module drawings.

Electrical Performance

Power-Voltage Curves (72HL4-BDV 580 W)



Current-Voltage Curves (72HL4-BDV 580 W)

